



**Department  
of Health**

# **New York State Hepatitis C Elimination Data Summary 2010-2024**

**Larissa Wilberschied, MS**

**Program Manager, Office of Hepatitis Health Care and Epidemiology**

**May 6, 2026**

# Primary Hepatitis C Elimination Metrics

## Hepatitis C Diagnoses

- Definition  
The number of persons newly diagnosed with hepatitis C.
- Data Source  
Hepatitis Elimination and Epidemiology Dataset
- Goal  
90% of people living with hepatitis C will be diagnosed

## Hepatitis C Treatment

- Definition  
The number of persons diagnosed with hepatitis C with evidence of treatment for, or clearance of infection.
- Data Sources  
Hepatitis Elimination and Epidemiology Dataset
- Goal  
80% of diagnosed will be treated/clear infection

## New Infections Among Persons Who Inject Drugs

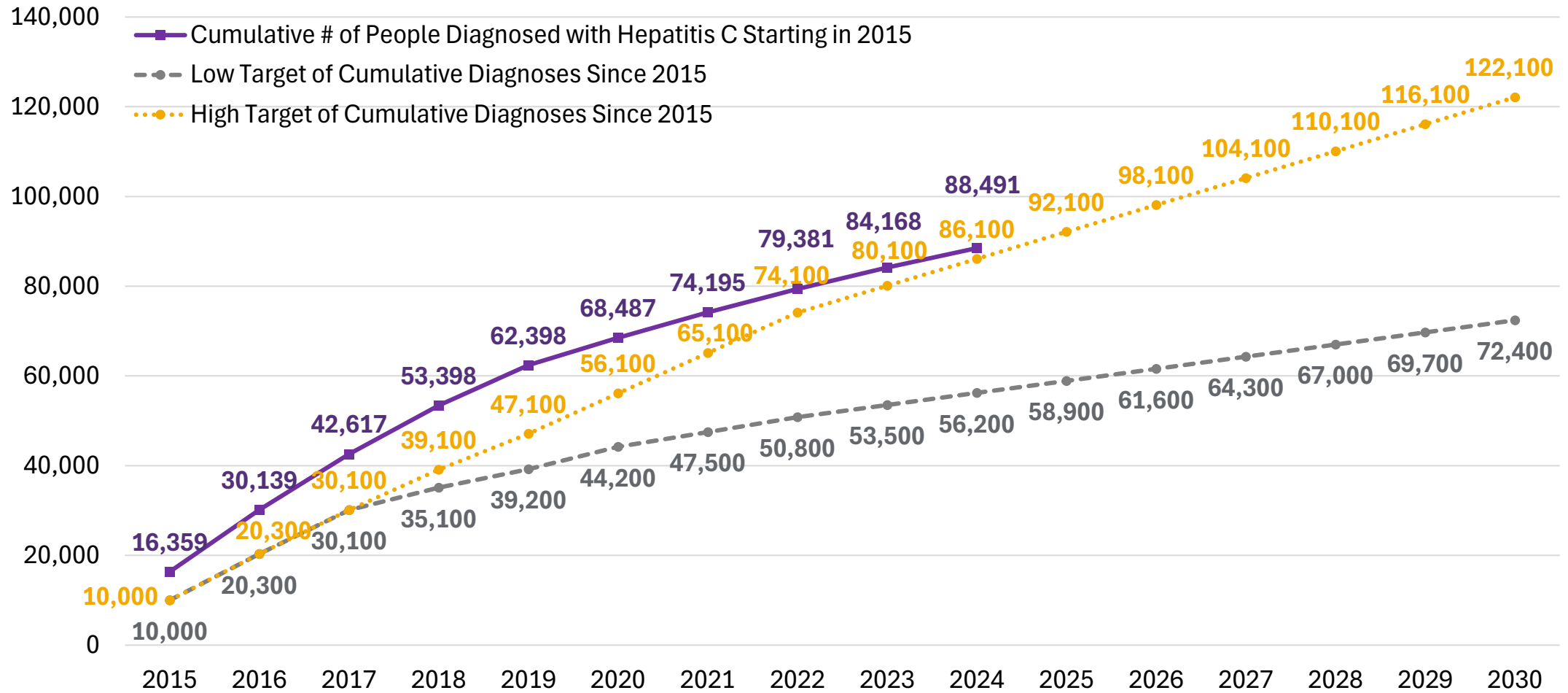
- Definition  
The rate and number of reported acute hepatitis C infections in 18-40 age group.
- Data Source  
Hepatitis Elimination and Epidemiology Dataset
- Goal  
90% reduction in new hepatitis C infections



# Hepatitis C Diagnoses Metric

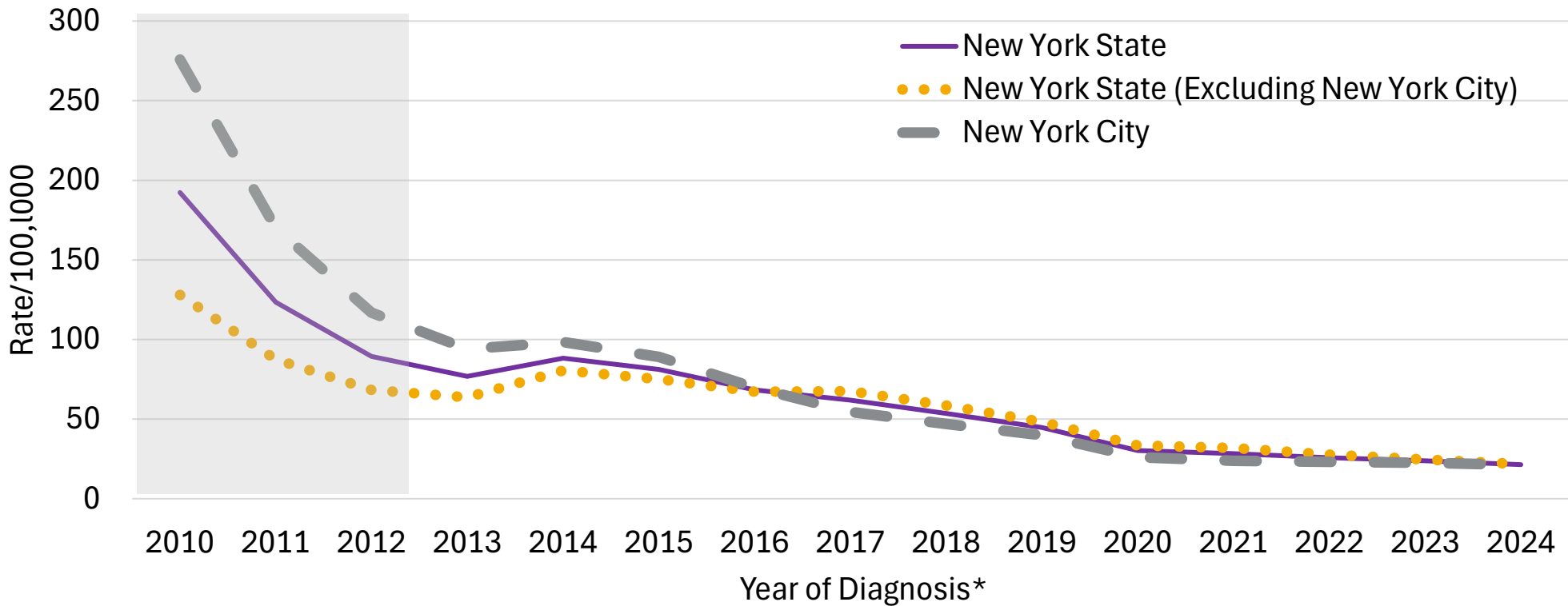
- Tracks the number of individuals newly diagnosed with hepatitis C each year.
- Individuals with a positive hepatitis C ribonucleic acid (RNA) test or genotype are considered to be diagnosed with hepatitis C.
- Diagnosis numbers presented by geographic area, sex, age and race/ethnicity (**new**).
- Statewide diagnosis numbers compared to estimated yearly targets.

# Cumulative # of People Diagnosed with Hepatitis C from 2015-2024 Compared to Low & High Estimated Targets\* Needed to Reach Elimination by 2030 New York State



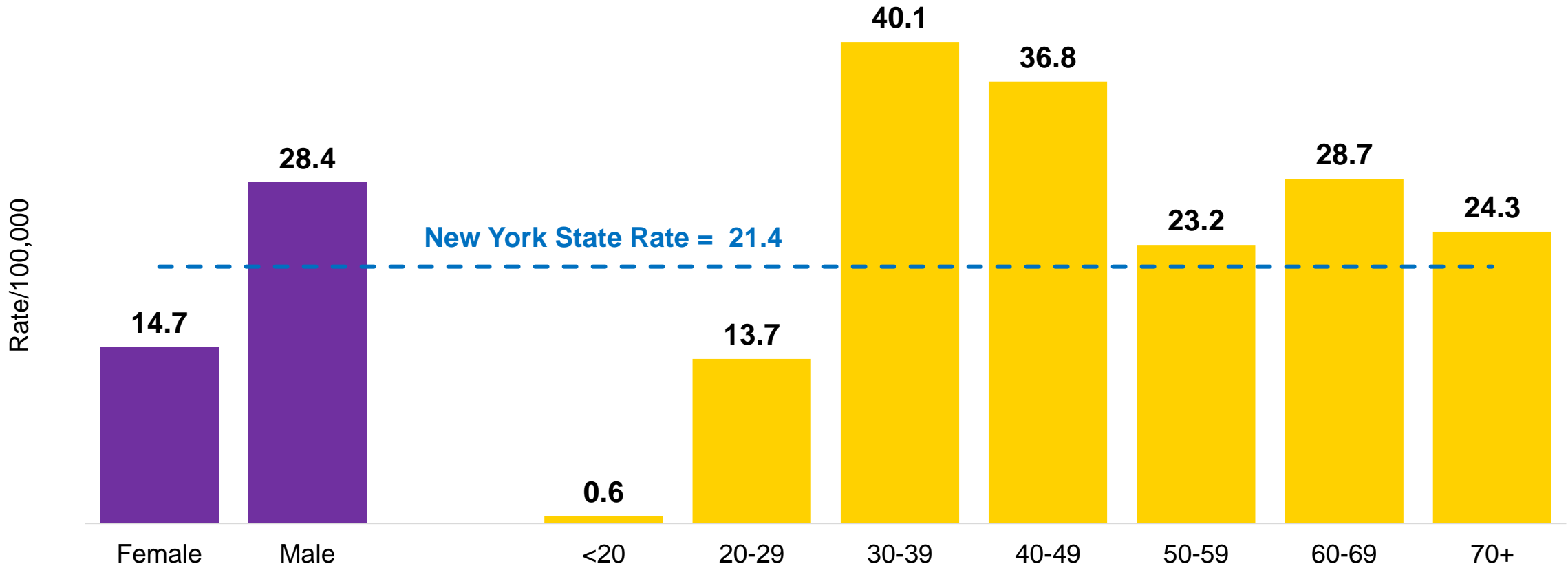
\* Targets estimated by the Center for Disease Analysis.

# Rate of Hepatitis C Diagnoses, New York State: 2010-2024



\* Based on earliest positive hepatitis C RNA or genotype test reported from 2010 - 2024. Some individuals, especially those appearing here in 2010-2011, may have been first diagnosed prior to 2010, resulting in the inflation of rates for these years.

# Rate of New Hepatitis C Diagnoses by Sex\* and Age New York State: 2024

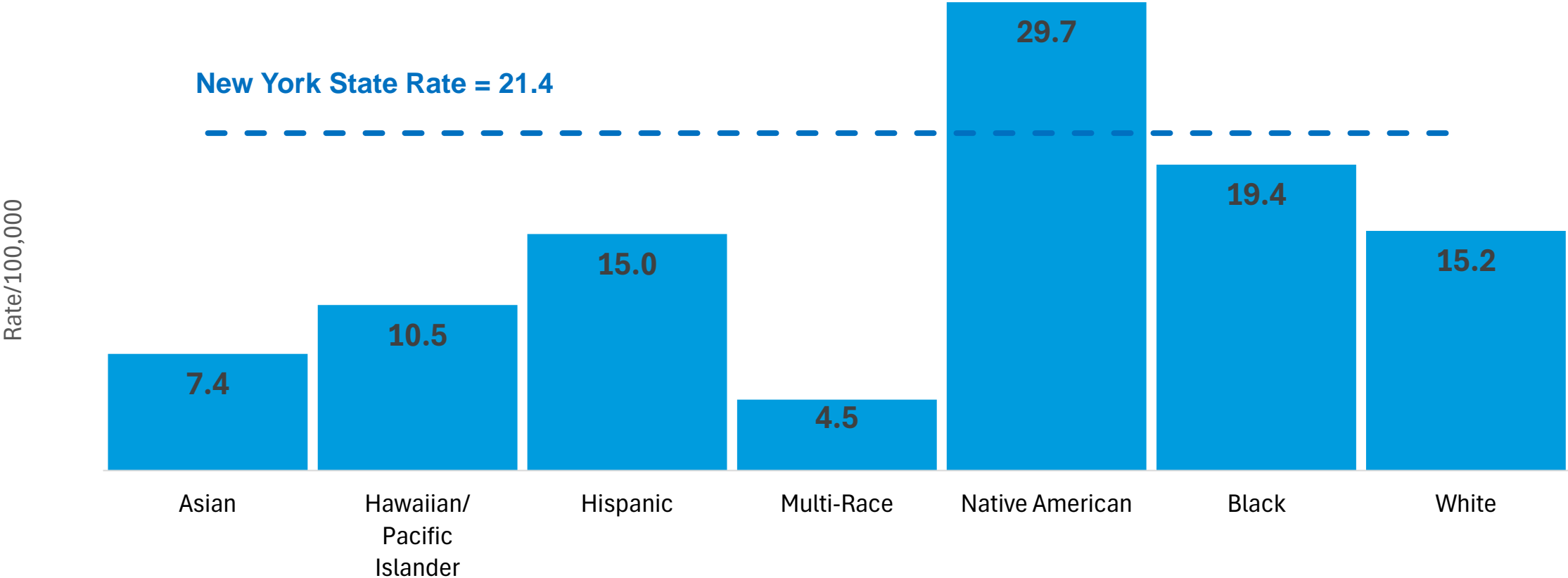


Department  
of Health

\* Information on sex/gender is primarily obtained from laboratory reports and may not reflect the gender identity of the individual. No individuals were reported as transgender in 2024.

# Rate of New Hepatitis C Diagnoses by Race/Ethnicity\*

## New York State: 2024



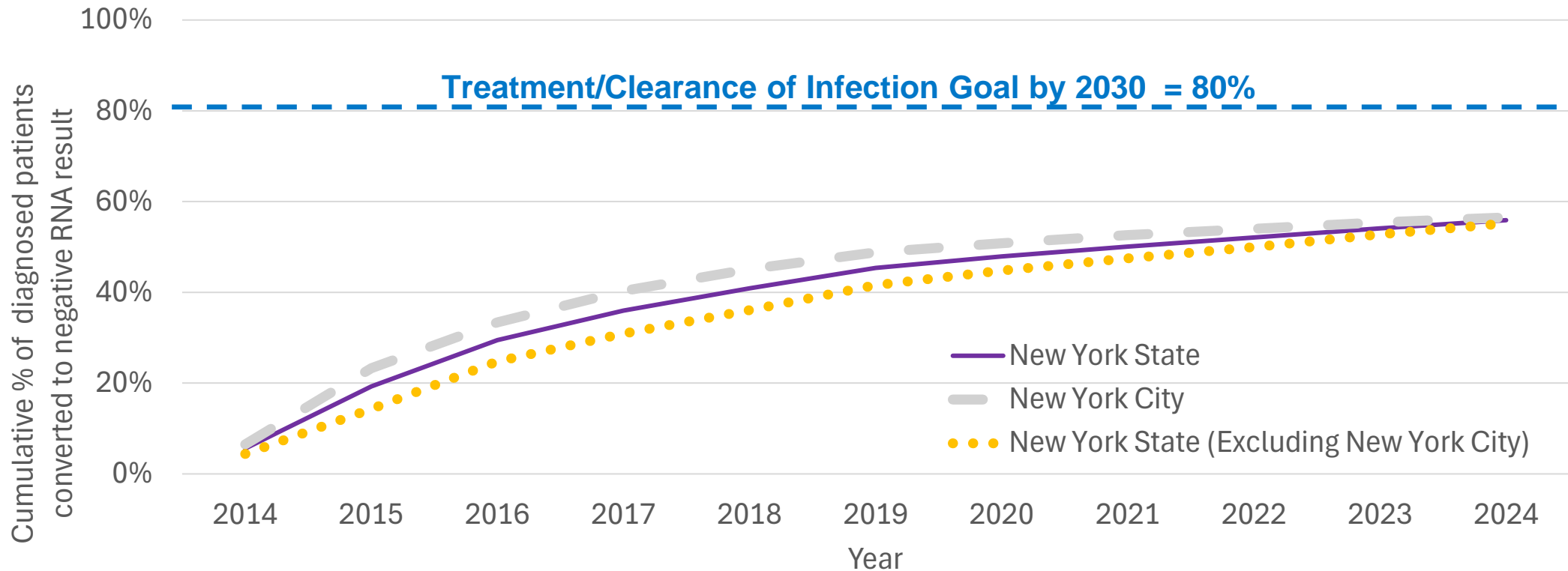
\*All race categories are non-Hispanic. Race/ethnicity-specific rates are likely to be underestimated due to a large proportion (29%) with unknown race/ethnicity. Interpret with caution.



# Hepatitis C Treatment/Clearance Metric

- Tracks individuals diagnosed with hepatitis C infection since 2010 who have evidence of treatment for, or clearance of the virus.
- Individuals with a positive hepatitis C RNA or genotype test followed by a subsequent negative RNA test without any additional positive RNA or genotype tests, are considered to be treated or cleared of their infection.
- Negative hepatitis C RNA test results reportable July 2014 in New York City and January 2016 statewide.
- Treatment/Clearance data presented by geographic area, sex, age and race/ethnicity (new).

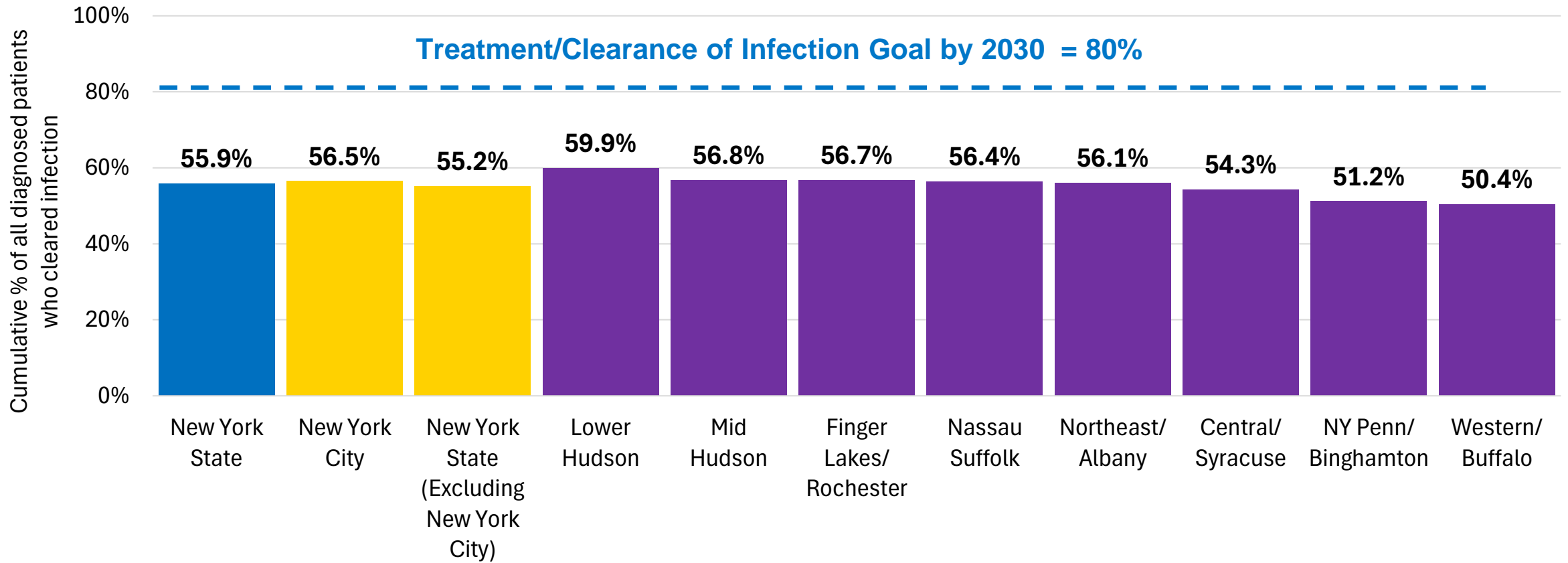
# Cumulative Percent of Persons Diagnosed\* with Hepatitis C Who Cleared\*\* Infection by Geographic Area and Year, New York State: 2014-2024



\* Diagnosed as indicated by a positive hepatitis C RNA or genotype test since 2010.

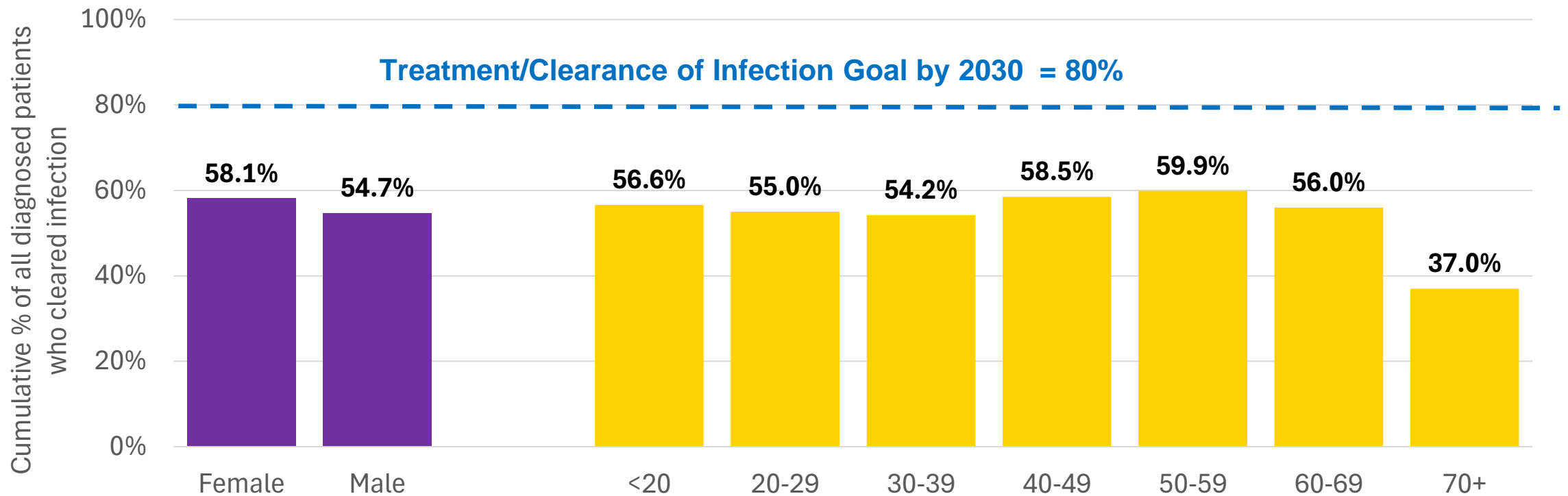
\*\* Clearance of infection indicated if most recent hepatitis C RNA or genotype result is negative. Clearance may occur following treatment or spontaneously, without treatment. Negative hepatitis C RNA results reportable in New York City as of July 2014 and in New York State as of Jan. 2016.

# Percent of Persons Diagnosed\* with Hepatitis C Since 2010 Who Cleared Infection\*\* by Geographic Region New York State: 2010-2024



\* Diagnosed as indicated by a positive hepatitis C RNA or genotype test since 2010.  
 \*\* Clearance of infection indicated if most recent hepatitis C RNA or genotype result is negative. Clearance may occur following treatment or spontaneously, without treatment. Negative hepatitis C RNA results reportable in New York City as of July 2014 and in New York State as of Jan. 2016.

# Percent of Persons Diagnosed\* with Hepatitis C Since 2010 Who Cleared Infection\*\* by Sex\*\*\* and Age at Diagnosis New York State: 2010-2024



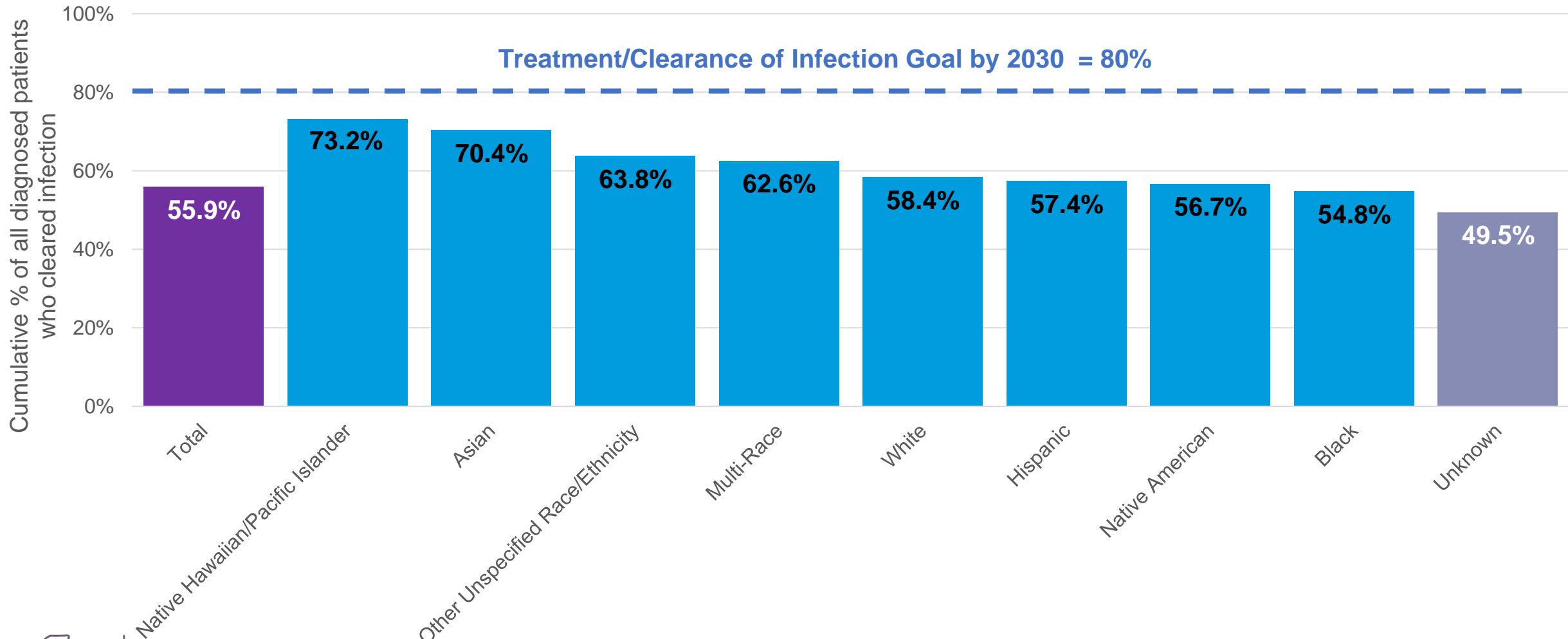
\* Diagnosed as indicated by a positive hepatitis C RNA or genotype test since 2010.

\*\* Clearance of infection indicated if most recent hepatitis C RNA or genotype result is negative. Clearance may occur following treatment or spontaneously, without treatment. Negative hepatitis C RNA results reportable in New York City as of July 2014 and in New York State as of Jan. 2016.

\*\*\* Information on sex/gender is primarily obtained from laboratory reports, and may not reflect the gender identity of the individual. Four individuals were reported as transgender.



# Percent of Persons Diagnosed\* with Hepatitis C Since 2010 Who Cleared Infection\*\* by Race/Ethnicity\*\*\* New York State: 2010-2024



**Department of Health**

\* Diagnosed as indicated by a positive hepatitis C RNA or genotype test since 2010.

\*\* Clearance of infection indicated if most recent hepatitis C RNA or genotype result is negative. Clearance may occur following treatment or spontaneously, without treatment. Negative hepatitis C RNA results reportable in New York City as of July 2014 and in New York State as of Jan. 2016.

\*\*\* All race categories are non-Hispanic.

# Addressing Data Gaps – Treatment/ Clearance Metric

Examine options to address data gaps which artificially lower treatment/clearance estimates.

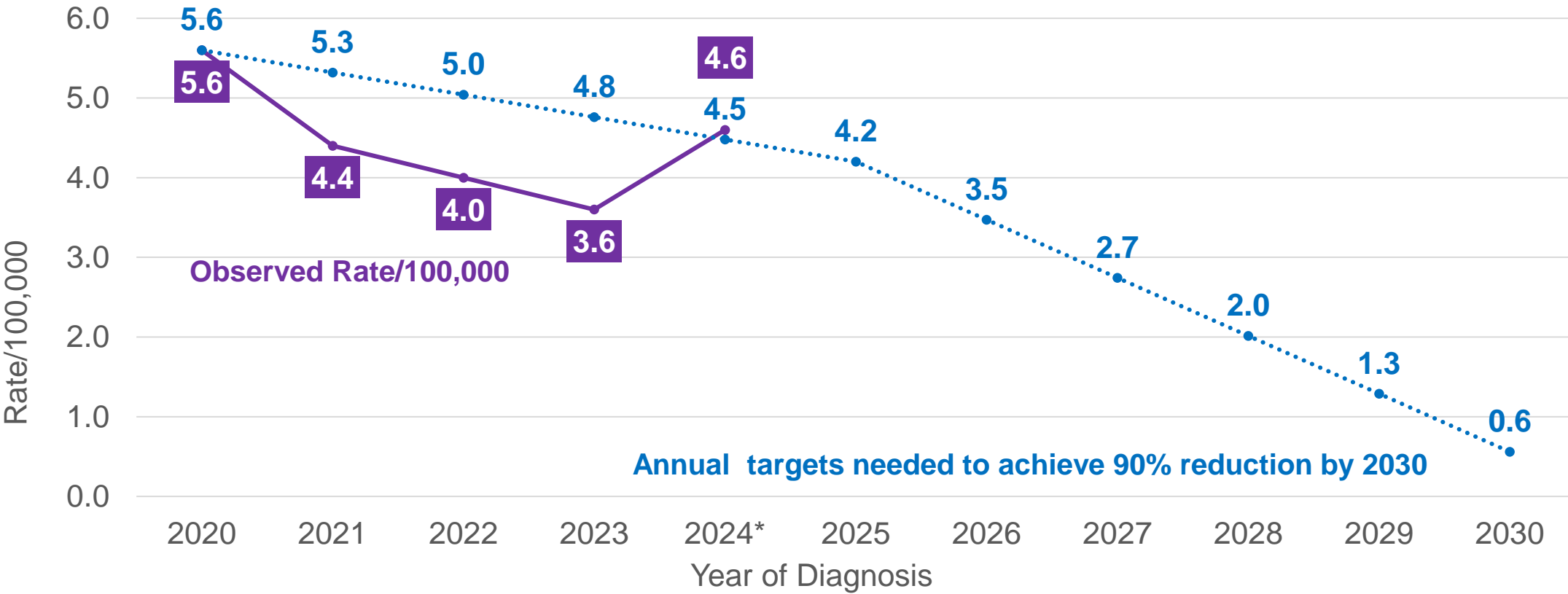
Explore using the year that negative RNA results were made reportable in New York State and New York City.

Examine aggregate numbers of treatment data from pharmacy claims.

# Hepatitis C New Infections Among Persons Who Inject Drug Metric

- Based on Centers for Disease Control and Prevention methodology.
- Uses reported acute cases of hepatitis C in the 18-40 age group as proxy for people who inject drugs.
- Uses 2020 as baseline year and compares rates/100,000 to annual targets needed to achieve 90% decrease by 2030.
- Metric and targets calculated for New York State, New York State (outside of New York City) and New York City.

# Acute Hepatitis C Rates Among People Aged 18-40 Years and Annual Targets by Year: New York State: 2020-2030



\* The increase in acute hepatitis C (HCV) infections in 2024 in New York State and New York City was driven in large part by New York City's implementation of laboratory reporting of negative HCV antibody results in 2024, which improved the detection of acute HCV identified via HCV antibody seroconversion in New York City.

# New York State Hepatitis C Elimination Plan

## Priority Populations and Settings

### Top 5 Priority Populations

- People who use drugs
- Currently or formerly involved in the justice system
- Baby boomers
- Homeless or at risk of becoming homeless
- HIV+ individuals

### Top 5 Priority Settings

- Correctional facilities, including jails, courthouses, prisons
- Harm reduction programs
- Drug/substance use treatment program sites
- Primary and routine health care offices, community health providers, and federally qualified health centers
- Settings serving the homeless

# New York State Hepatitis C Elimination Plan

## Priority Populations and Settings

### Top 5 Priority Populations

- People who use drugs
- Currently or formerly involved in the justice system
- Baby boomers
- Homeless or at risk of becoming homeless
- **HIV+ individuals**

### Top 5 Priority Settings

- Correctional facilities, including jails, courthouses, prisons
- Harm reduction programs
- Drug/substance use treatment program sites
- Primary and routine health care offices, community health providers, and federally qualified health centers
- Settings serving the homeless

# New York State Hepatitis C Elimination Plan

## Priority Populations and Settings

### Top 5 Priority Populations

- People who use drugs
- Currently or formerly involved in the justice system
- Baby boomers
- Homeless or at risk of becoming homeless
- HIV+ individuals

### Top 5 Priority Settings

- Correctional facilities, including jails, courthouses, prisons
- Harm reduction programs
- Drug/substance use treatment program sites
- Primary and routine health care offices, community health providers, and federally qualified health centers
- Settings serving the homeless

# New York State Hepatitis C Elimination Plan

## Priority Populations and Settings

### Top 5 Priority Populations

- People who use drugs
- Currently or formerly involved in the justice system
- Baby boomers
- Homeless or at risk of becoming homeless
- HIV+ individuals

### Top 5 Priority Settings

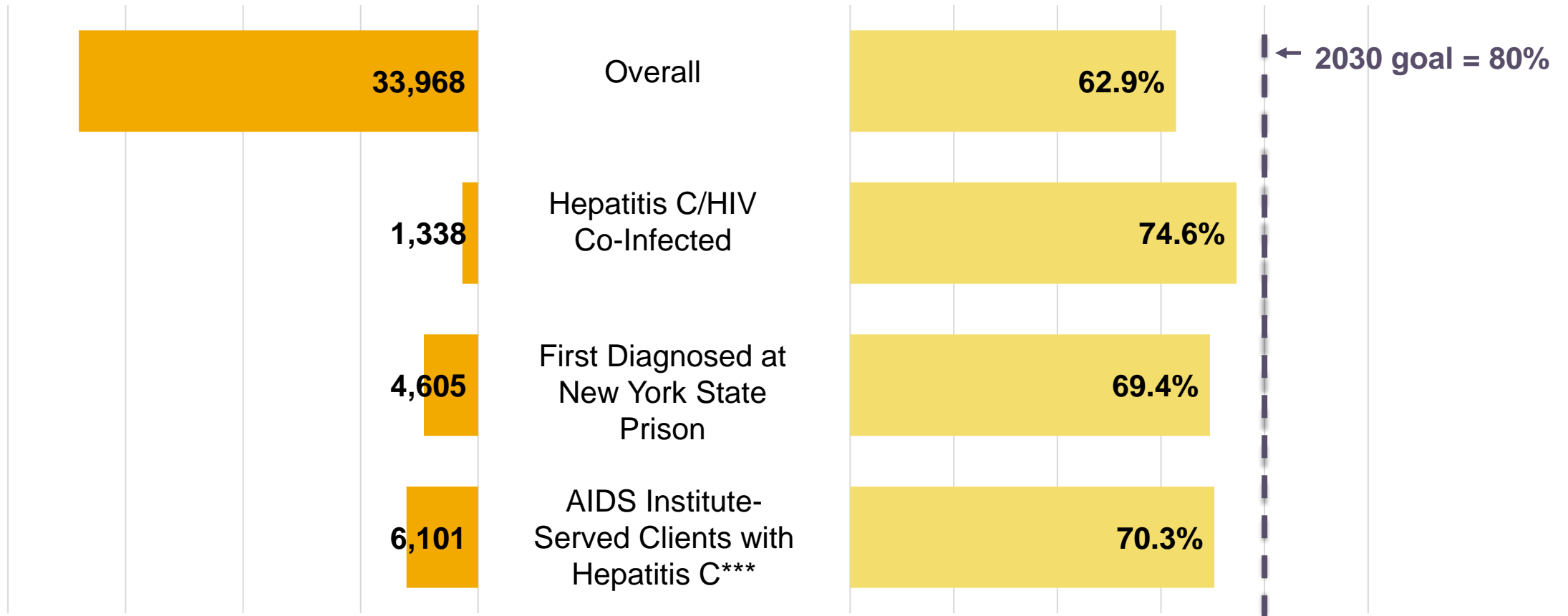
- Correctional facilities, including jails, courthouses, prisons
- Harm reduction programs
- Drug/substance use treatment program sites
- Primary and routine health care offices, community health providers, and federally qualified health centers
- Settings serving the homeless

# Cured/Cleared Hepatitis C\* in Priority Populations\*\*

## New York State (Excluding New York City)

Number cured/cleared among those with initial infection

Percent cured/cleared among those with initial infection



Department of Health

\* Cured/Cleared as defined by CDC laboratory-based hepatitis C clearance cascade

\*\* Unless otherwise noted, includes patients with any positive hepatitis C test from 1/1/2016 to 12/31/2022 and reflects their status as of 12/31/2023.

\*\*\* Includes patients with any positive hepatitis C test from 1/1/2016 to 12/31/2021 and reflects their status as of 12/31/2022.

Source: Hepatitis Elimination and Epidemiology Dataset



ABOUT ▾

DATA ▾

BLOG

RESOURCES

SIGN UP



MEASURE 

TRACK 

DISSEMINATE 

The purpose of the HCV Dashboard is to **measure**, **track** and **disseminate** actionable information on progress towards **eliminating hepatitis C** as a public health problem in New York State.

[Hcvdashboardny.org](https://hcvdashboardny.org)



Department of Health



**Department  
of Health**