

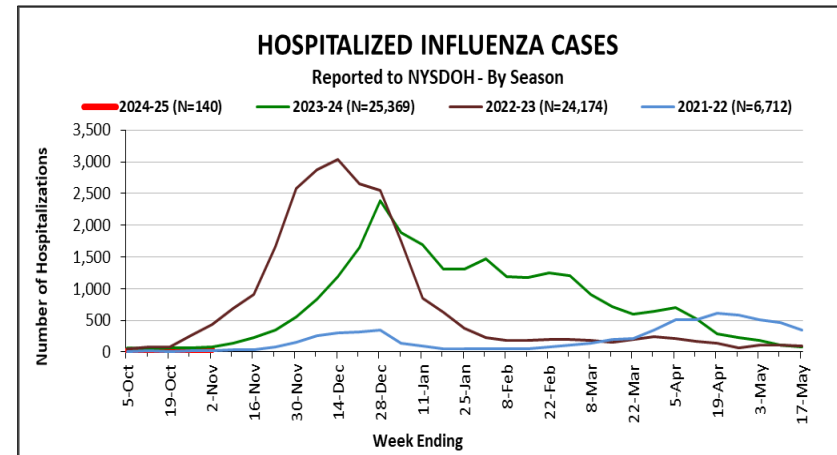
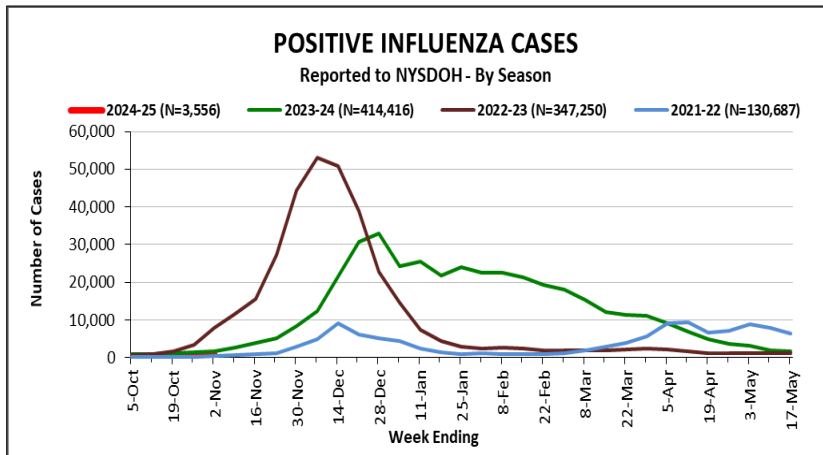
The New York State Department of Health (NYSDOH) collects, compiles, and analyzes information on influenza activity year-round in New York State (NYS) and produces this weekly report during the influenza season (October through the following May).¹

During the week ending November 02, 2024

- Influenza activity was categorized as geographically sporadic². This is the fifth consecutive week of sporadic activity reported this season.
- Laboratories tested 21,879 specimens for influenza, of which 940 (4%)³ were positive, a 12% increase in positive cases compared with the previous week.
- The number of patients hospitalized with laboratory-confirmed⁴ influenza was 34, a 3% increase in hospitalized cases compared with the previous week.
- Of the 2,969 specimens submitted to WHO/NREVSS laboratories, 8 (0.27%) were positive for influenza A.
- The percent of patient visits for influenza-like illness (ILI⁵) from ILINet providers was 1.91%, below the epidemic threshold⁶ baseline of 4.20%.
- There were 1 outbreak reported in hospitals and 3 outbreaks reported in nursing homes. Season to date, a total of 13 outbreaks have been reported from hospitals and nursing homes in NYS.
- There were no influenza-associated pediatric deaths reported this week. No influenza-associated pediatric deaths have been reported this season.

Laboratory-confirmed Influenza Reports and Influenza Hospitalizations (including NYC)

Clinical laboratories report weekly the number of lab-confirmed test results. Hospitals report weekly the number of hospitalized patients with laboratory-confirmed influenza. County, regional, age group, and multi-season comparison graphs are available on the NYS Flu Tracker dashboard at <https://nyshc.health.ny.gov/web/nyapd/new-york-state-flu-tracker>.



¹ Information about influenza monitoring in New York City (NYC) is available from the NYC Department of Health and Mental Hygiene website at: <https://www.nyc.gov/site/doh/health/health-topics/flu-seasonal.page>. National influenza surveillance data is available on CDC's FluView website at https://www.cdc.gov/fluview/?CDC_Aref_Val=https://www.cdc.gov/flu/weekly/.

² **No Activity:** No laboratory-confirmed cases of influenza reported to the NYSDOH. **Sporadic:** Small numbers of lab-confirmed cases of influenza reported.

Local: Increased or sustained numbers of lab-confirmed cases of influenza reported in a single region of New York State; sporadic in rest of state. **Regional:** Increased or sustained numbers of lab-confirmed cases of influenza reported in at least two regions but in fewer than 31 of 62 counties. **Widespread:** Increased or sustained numbers of lab-confirmed cases of influenza reported is greater than 31 of the 62 counties. Increased or sustained is defined as 8 or more cases of laboratory-confirmed influenza per 100,000 population.

³ There is no systematic reporting of negative influenza lab results to the NYSDOH, which may result in an elevated percent positivity.

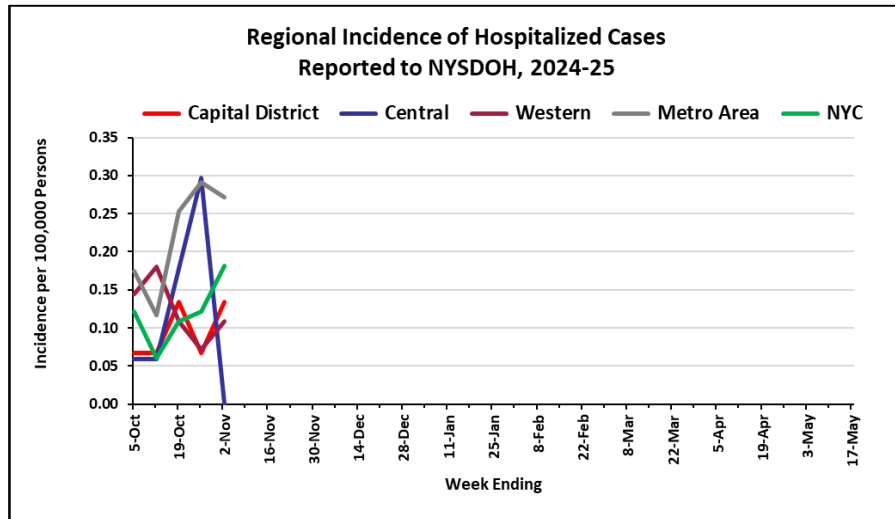
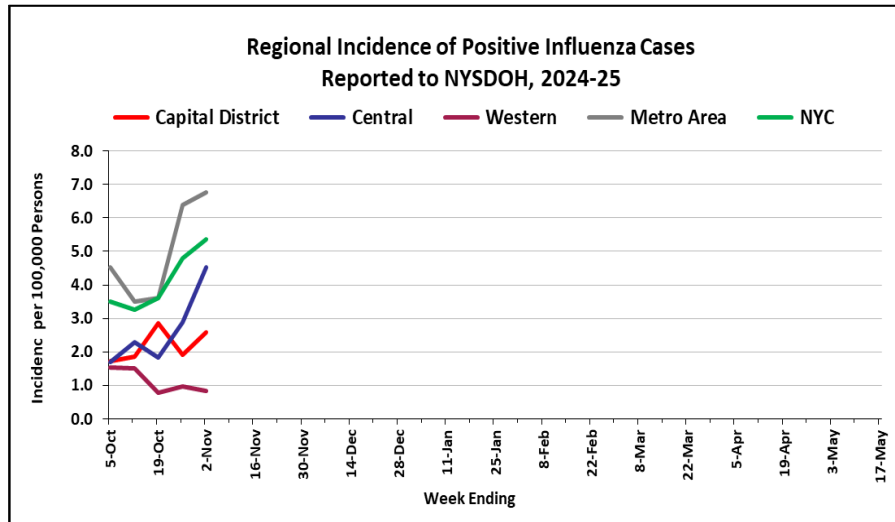
⁴ A laboratory-confirmed case refers to a positive result from an approved diagnostic test performed by a licensed laboratory, which has reported the results to the New York State Department of Health.

⁵ **ILI** = influenza-like illness, defined as temperature 100° F with cough and/or sore throat in the absence of a known cause other than influenza a.

⁶ The epidemic threshold is a benchmark; when the percent of outpatient visits for influenza-like illness exceeds this line, it suggests that influenza activity is circulating at elevated levels and may be considered endemic in NYS.

Regional Incidence for Lab-confirmed Cases and Hospitalizations

Regional incidence rates are calculated for both lab-confirmed cases and hospitalizations.



Geographic Activity and Incidence Rate

Laboratories that perform testing on NYS residents report all positive influenza test results to NYSDOH. County and regional incidence rates are calculated statewide to determine geographic activity.

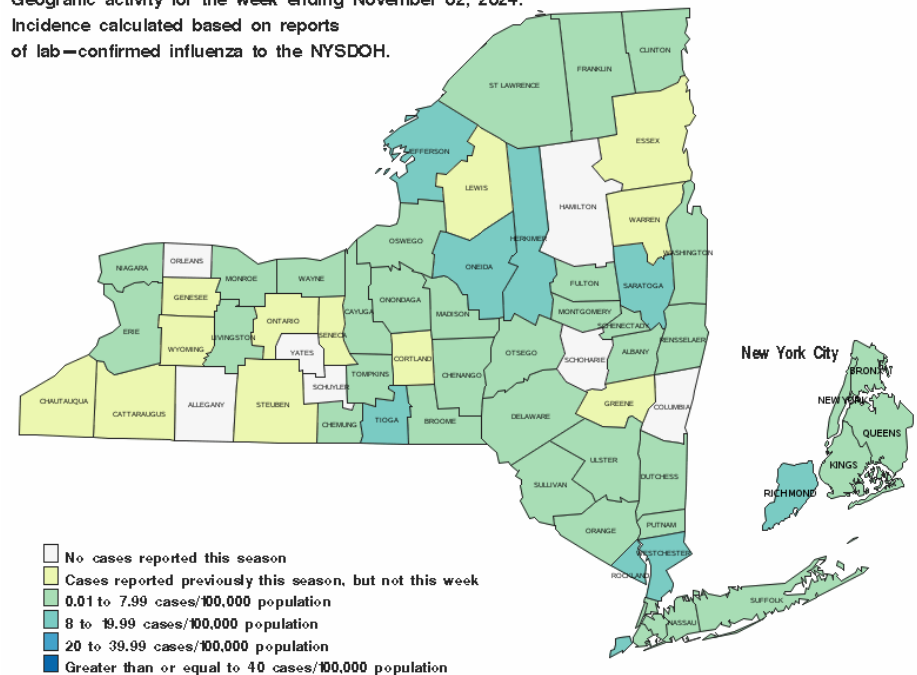
- 43 counties reported influenza cases this week.
- Incidence ranged from 0-15.82 cases/100,000 population.

Note: In counties with smaller populations, incidence rates may appear higher due to a small number of reported cases, making these rates less stable than in counties with larger populations.

NYS Geographic Activity Level This Season			
Total Weeks at Sporadic	Total Weeks at Local	Total Weeks at Regional	Total Weeks at Widespread
5	0	0	0

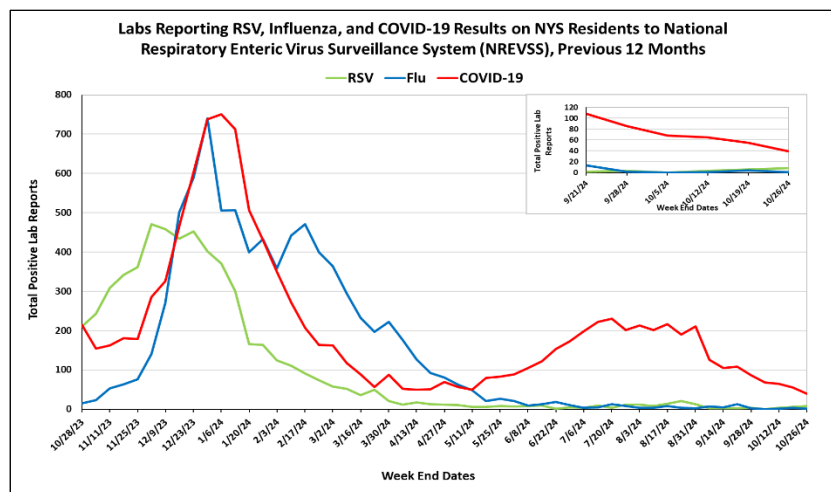
Geographic activity for the week ending November 02, 2024.

Incidence calculated based on reports of lab-confirmed influenza to the NYSDOH.



National Respiratory & Enteric Virus Surveillance System (NREVSS)

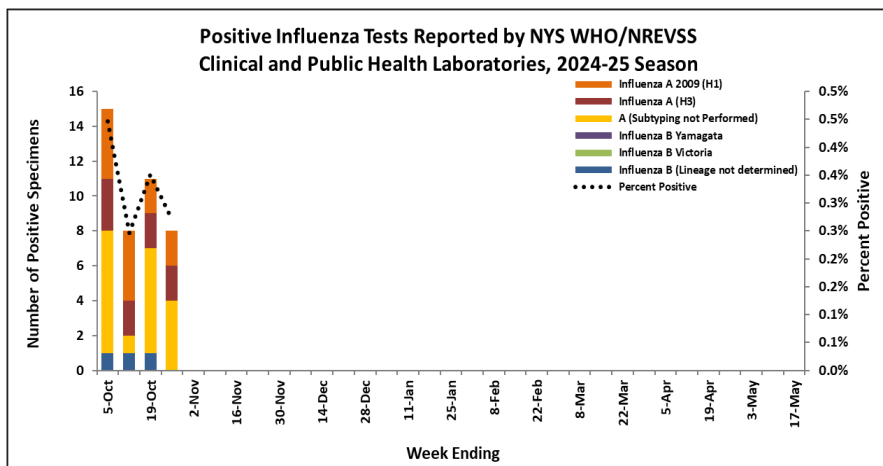
NREVSS surveillance consists of a subset of clinical and public health laboratories in NYS that voluntarily report weekly aggregate data to the CDC for multiple pathogens including influenza, COVID-19, and RSV.



Note: Due to incomplete data for the week ending November 02, 2024, this figure displays data reported through October 26, 2024.

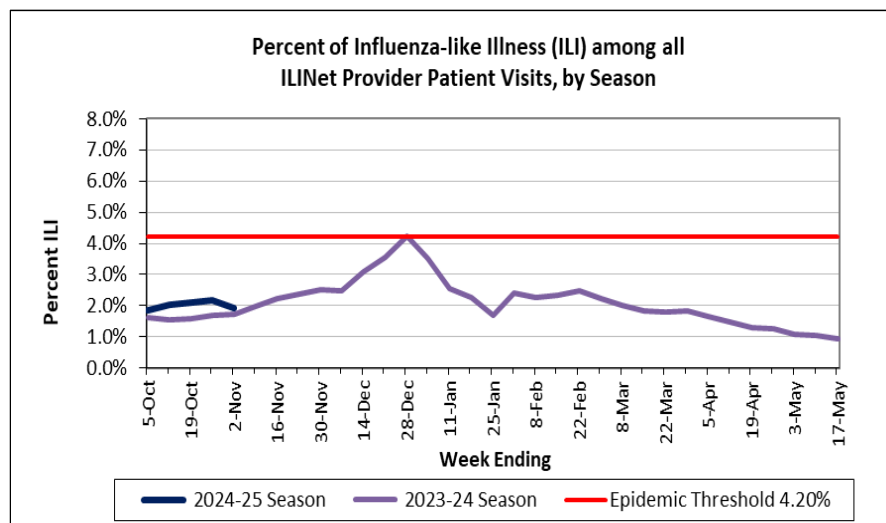
World Health Organization (WHO) and National Respiratory & Enteric Virus Surveillance System (NREVSS)

The WHO and NREVSS surveillance system consists of a subset of clinical and public health collaborating laboratories that report aggregate data for influenza-positive specimens by type/subtype to CDC.



Outpatient Influenza-like Illness Surveillance Network (ILINet)

The ILINet Program consists of healthcare providers in NYS (excluding NYC) that voluntarily report aggregate data for the total number of visits and the total number of visits of ILI in an outpatient setting.



Healthcare-associated Influenza Activity (including NYC)

NYS Hospitals and nursing homes statewide report outbreaks of influenza to NYSDOH. For additional information about the influenza mask regulation and the status of the Commissioner's declaration, please visit www.health.ny.gov/FluMaskReg.

Number of Outbreaks*	Capital Region			Central Region			Metro Region			Western Region			Statewide (Total)		
	HOSP	NH	Total	HOSP	NH	Total	HOSP	NH	Total	HOSP	NH	Total	HOSP	NH	Total
Lab-confirmed Influenza (any type)															
Week-to-Date 10/27/2024 - 11/02/2024	0	0	0	0	1	1	1	1	2	0	1	1	1	3	4
Season-to-Date 09/29/2024 - 11/02/2024	0	0	0	1	3	4	3	4	7	1	1	2	5	8	13

Hosp - Article 28 Hospitals

NH - Article 28 Nursing Homes

*Outbreaks are reported based on the onset date of symptoms in the first case