



Department
of Health



**Mosquito-borne Illness
Weekly Report
Oct 19 - Oct 25 (MMWR Week 43)**

2025

**NYSDOH STATEWIDE MOSQUITO-BORNE DISEASE
ACTIVITY REPORT
October 27, 2025**

The New York State Department of Health (NYSDOH) collects, compiles, and analyzes information on mosquito-borne disease activity in New York State (NYS) and produces this weekly report. Data in this report reflects testing performed by both the Wadsworth Center of NYSDOH and the Public Health Laboratory of the New York City Department of Health and Mental Hygiene (NYCDOHMH).

Weekly Summary¹
(October 19 - October 25)

- West Nile Virus (WNV):
 - 0 WNV-positive mosquito pools² have been identified in NYS, outside of NYC³.
 - WNV-positive mosquito pool has been reported from 1 NYC county in the previous two weeks.
 - **Queens**
 - 0 human cases of WNV infection have been reported, outside of NYC.
 - 0 equine cases of WNV infection have been reported.
 - 0 presumptive viremic donors⁴ have been reported, outside of NYC.
- Eastern Equine Encephalitis Virus (EEEV):
 - 0 EEEV-positive mosquito pools have been identified.
 - 0 human cases of EEEV infection have been reported.
 - 0 equine cases of EEEV infection have been reported.
 - 0 ratite cases of EEEV infection have been reported.
- Chikungunya Virus (CHIKV), Dengue Virus (DENV), Zika Virus (ZIKV), and Malaria⁵:
 - 0 travel-associated (TA) human cases of CHIKV infection have been reported. 0 cases of local mosquito-borne transmission⁶ (LMBT) have been identified.
 - 1 TA human case of DENV infection has been reported. 0 cases of LMBT have been identified.
 - 0 TA human cases of ZIKV infection have been reported. 0 cases of LMBT have been identified.
 - 1 TA human case of malaria infection has been reported. 0 cases of LMBT have been identified.

¹ Cases featured in the weekly summary are based on the date the case investigation was finalized.

² Mosquitoes collected by county surveillance staff are grouped into one or more “pools” of specimens based on date, location, and species. A positive pool refers to one in which at least one specimen was positive for a given pathogen.

³ Data pertaining to New York City municipalities in this report are derived from the NYC Department of Mental Health and Hygiene (NYCDOHMH) website (<https://www.nyc.gov/site/doh/health/health-topics/west-nile-virus.page>) and only reflect WNV+ mosquito pools. NYCDOHMH does not report the total number of pools collected or tested. Consequently, some fields relating to NYC cannot be calculated and have been omitted from this report.

⁴ Presumptive viremic donors (PVDs) are people who had no symptoms at the time of donating blood (people with symptoms are deferred from donating) through a blood collection agency, but whose blood tested positive in preliminary tests when screened for West Nile virus. Some PVDs develop symptoms after donation, at which point they are included in human case counts.

⁵ NYCDOHMH directly reports human cases of mosquito-borne infections to CDC.

⁶ Local mosquito-borne transmission is defined by the absence of the following epidemiological risk factors: recent travel to a country or region with known active mosquito-borne transmission of the associated pathogen; recent blood transfusion; recent laboratory exposure; or mother-to-child transmission during pregnancy for pathogens in which vertical transmission is possible.

Year to Date Summary
(01/01/2025 - 10/25/2025)

- West Nile Virus (WNV):
 - 411 WNV-positive mosquito pools¹ have been identified in NYS, outside of NYC².
 - 1378 WNV-positive mosquito pools have been reported from NYC counties.
 - 37 human cases of WNV infection have been reported, outside of NYC.
 - 17 human cases of WNV infection have been reported in NYC.
 - 3 equine cases of WNV infection have been reported.
 - 8 presumptive viremic donors³ have been reported, outside of NYC.
 - 2 presumptive viremic donors have been reported in NYC counties.
- Eastern Equine Encephalitis Virus (EEEV):
 - 49 EEEV-positive mosquito pools have been identified.
 - 1 human case of EEEV infection has been reported.
 - 4 equine cases of EEEV infection have been reported.
 - 0 caprine cases of EEEV infection have been reported.
 - 3 ratite cases of EEEV infection have been reported.
- Chikungunya Virus (CHIKV), Dengue Virus (DENV), Zika Virus (ZIKV), and Malaria⁴:
 - 3 travel-associated (TA) human cases of CHIKV infection have been reported. 1 case of local mosquito-borne transmission⁵ (LMBT) has been identified.
 - 26 TA human cases of DENV infection have been reported. 0 cases of LMBT have been identified.
 - 49 TA human cases of malaria infection have been reported. 0 cases of LMBT have been identified.
 - 0 TA human cases of ZIKV infection have been reported. 0 cases of LMBT have been identified.
 - *Aedes albopictus* is considered established in 5 counties outside of NYC. *Aedes aegypti* has not been identified anywhere in the state.

¹ Mosquitoes collected by county surveillance staff are grouped into one or more “pools” of specimens based on date, location, and species. A positive pool refers to one in which at least one specimen was positive for a given pathogen.

² Data pertaining to New York City municipalities in this report are derived from the NYC Department of Mental Health and Hygiene (NYCDOHMH) website (<https://www.nyc.gov/site/doh/health/health-topics/west-nile-virus.page>) and only reflect WNV+ mosquito pools. NYCDOHMH does not report the total number of pools collected or tested. Consequently, some fields relating to NYC cannot be calculated and have been omitted from this report.

³ Presumptive viremic donors (PVDs) are people who had no symptoms at the time of donating blood (people with symptoms are deferred from donating) through a blood collection agency, but whose blood tested positive in preliminary tests when screened for West Nile virus. Some PVDs develop symptoms after donation, at which point they are included in human case counts.

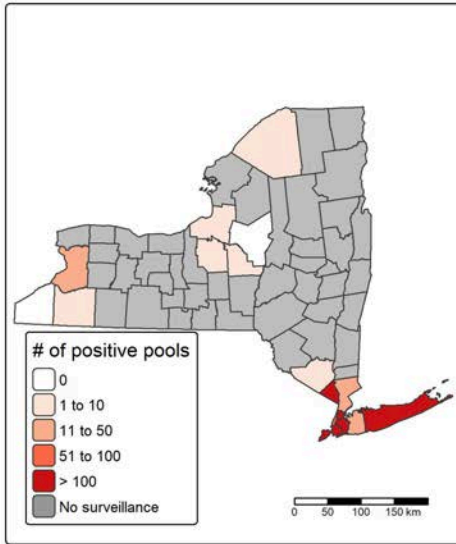
⁴ NYCDOHMH directly reports human cases of mosquito-borne infections to CDC.

⁵ Local mosquito-borne transmission is defined by the absence of the following epidemiological risk factors: recent travel to a country or region with known active mosquito-borne transmission of the associated pathogen; recent blood transfusion; recent laboratory exposure; or mother-to-child transmission during pregnancy for pathogens in which vertical transmission is possible.

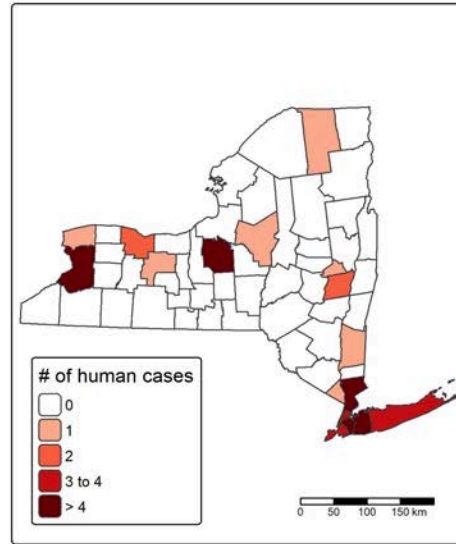
2025 West Nile Virus and Eastern Equine Encephalitis Virus Surveillance Summary

Surveillance Summary (01/01/2025-10/25/2025)

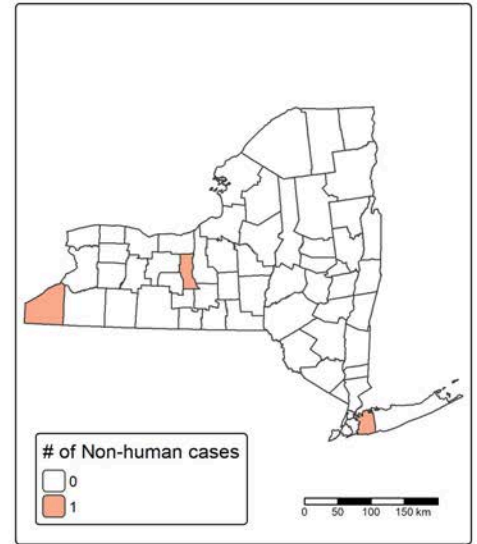
WNV-positive Mosquito pools



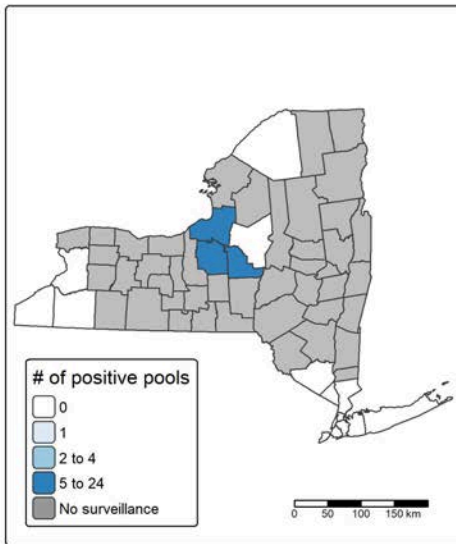
WNV Human cases



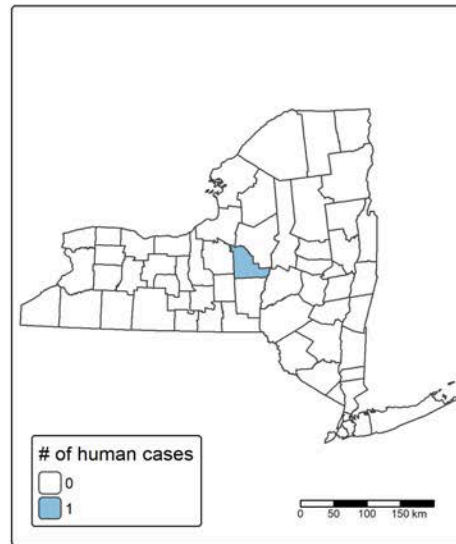
WNV Non-human cases



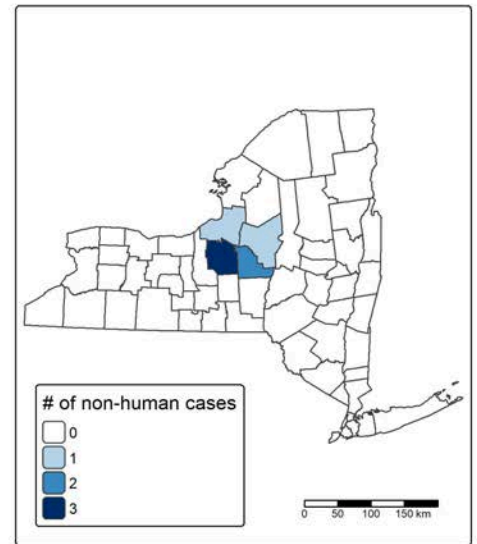
EEEV-positive Mosquito pools



EEEV Human cases



EEE Non-human cases



NYS DOH, BCDC - October 27, 2025

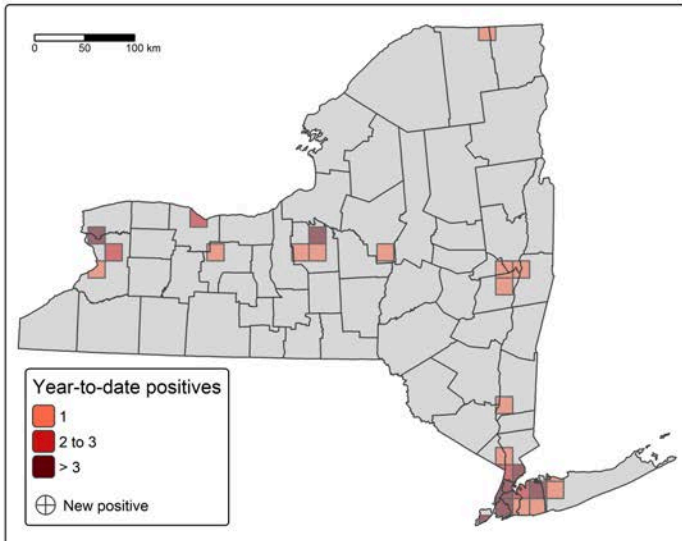
- The number of WNV and EEEV positive mosquitoes, mammal and/or bird infections, or human cases depends, in part, on the amount of surveillance and testing performed in each county, and is not necessarily associated with the degree of WNV and EEEV infection risk.
- Map shows results reported through date range indicated.
- WNV human cases do not include presumptive viremic donors.
- Of the counties conducting surveillance, counties with current/historical *Aedes albopictus* populations include Suffolk, Nassau, Westchester, Rockland, Orange and NYC Counties. *A. albopictus* and *A. aegypti* are vector species of concern for potential local transmission of dengue, chikungunya, and Zika viruses.

2025 Mosquito-borne Illness West Nile Virus Surveillance

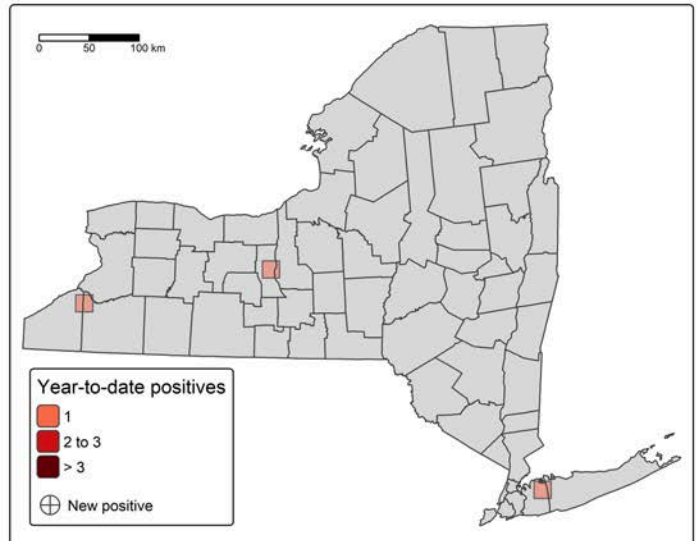
Surveillance Summary (01/01/2025-10/25/2025)

West Nile Virus surveillance heat maps show approximate geolocations of WNV-positive human cases, non-human mammal cases, and mosquito pools. These maps are intended to provide more granular data related to locations and timing of positives within counties/jurisdictions.

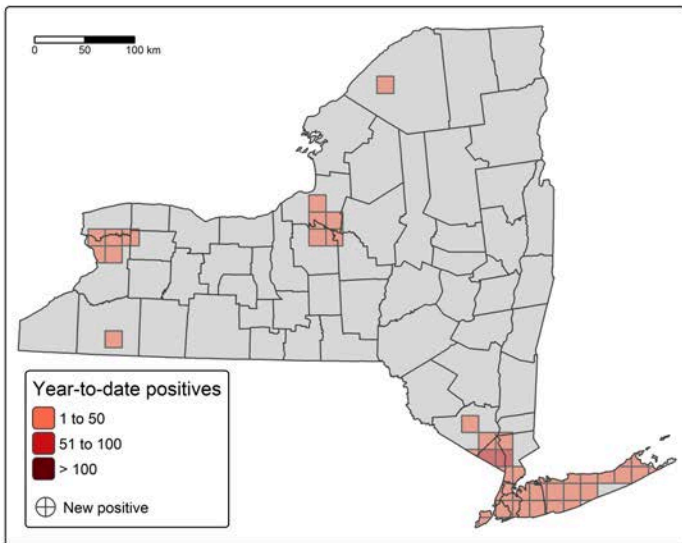
WNV Human cases



WNV Non-human cases



WNV Mosquito pools



NYS DOH, BCDC - October 27, 2025

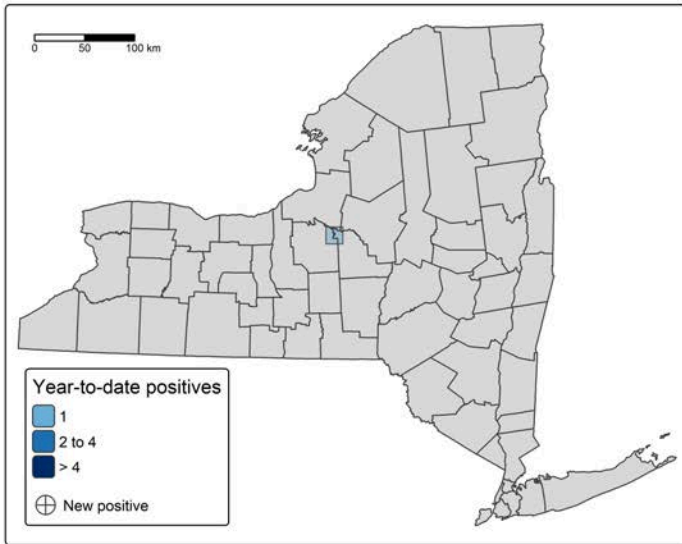
- Human cases represent local mosquito-borne transmission (LMBT).
- Travel associated cases are not included.
- Symbols indicating human cases of WNV and EEE outside of NYC are an approximation of case locality. NYC positive human cases are placed at the centroid of the patient's county of residence.
- Symbols indicating cases are based on report date.
- WNV human cases do not include presumptive viremic donors.

2025 Mosquito-borne Illness Eastern Equine Encephalitis Surveillance

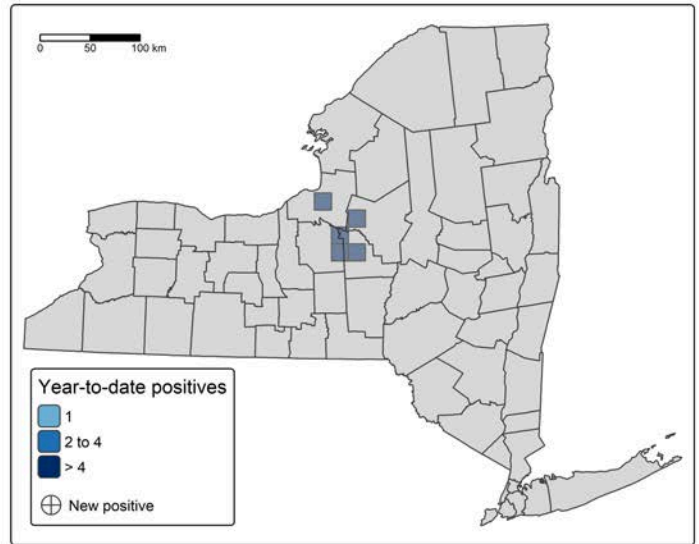
Surveillance Summary (01/01/2025-10/25/2025)

Eastern Equine Encephalitis surveillance heat maps show approximate geolocations of EEE-positive human cases, non-human mammal/bird cases, and EEEV-positive mosquito pools. These maps are intended to provide more granular data related to locations and timing of positives within counties/jurisdictions.

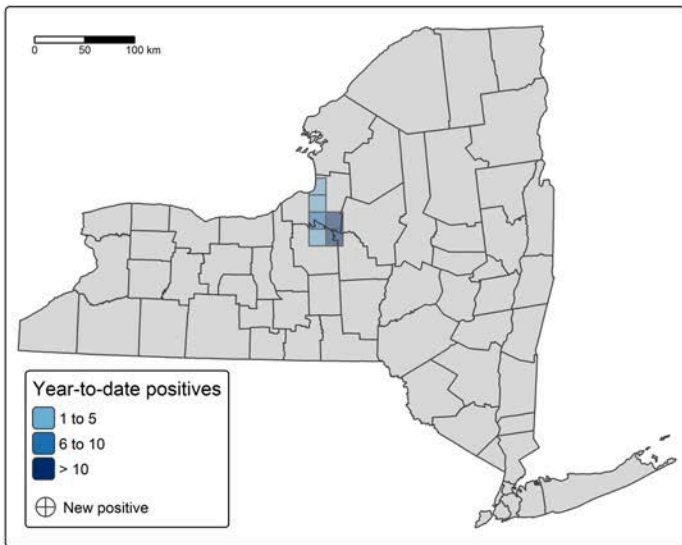
EEEV Human cases



EEEV Non-human cases



EEEV Mosquito pools



NYS DOH, BCDC - October 27, 2025

- Human cases represent local mosquito-borne transmission (LMBT).
- Travel associated cases are not included.
- Symbols indicating human cases of WNV and EEE outside of NYC are an approximation of case locality. NYC positive human cases are placed at the centroid of the patient's county of residence.
- Symbols indicating cases are based on report date.

New York State WNV Surveillance Summary (01/01/2025 - 10/25/2025)

| Jurisdiction | West Nile Virus | | | | |
|----------------------------------|-----------------|-----------|----------------|-------------|--------------|
| | Cases | | Mosquito Pools | | |
| | Human | Equine | WNV+ Pools | Total Pools | % Positivity |
| Albany | 2 | 0 | -- | -- | -- |
| Allegany | 0 | 0 | -- | -- | -- |
| Bronx * | 3 | 0 | 180 | -- | -- |
| Broome | 0 | 0 | -- | -- | -- |
| Cattaraugus * | 0 | 0 | 2 | 178 | 1.1 |
| Cayuga | 0 | 0 | -- | -- | -- |
| Chautauqua * | 0 | 1 | 0 | 40 | 0.0 |
| Chemung | 0 | 0 | -- | -- | -- |
| Chenango | 0 | 0 | -- | -- | -- |
| Clinton | 0 | 0 | -- | -- | -- |
| Columbia | 0 | 0 | -- | -- | -- |
| Cortland | 0 | 0 | -- | -- | -- |
| Delaware | 0 | 0 | -- | -- | -- |
| Dutchess | 1 | 0 | -- | -- | -- |
| Erie * | 7 | 0 | 40 | 246 | 16.3 |
| Essex | 0 | 0 | -- | -- | -- |
| Franklin | 1 | 0 | -- | -- | -- |
| Fulton | 0 | 0 | -- | -- | -- |
| Genesee | 0 | 0 | -- | -- | -- |
| Greene | 0 | 0 | -- | -- | -- |
| Hamilton | 0 | 0 | -- | -- | -- |
| Herkimer | 0 | 0 | -- | -- | -- |
| Jefferson | 0 | 0 | -- | -- | -- |
| Kings * | 3 | 0 | 212 | -- | -- |
| Lewis | 0 | 0 | -- | -- | -- |
| Livingston | 0 | 0 | -- | -- | -- |
| Madison * | 0 | 0 | 2 | 379 | 0.5 |
| Monroe | 2 | 0 | -- | -- | -- |
| Montgomery | 0 | 0 | -- | -- | -- |
| Nassau * | 6 | 1 | 49 | 429 | 11.4 |
| New York * | 3 | 0 | 57 | -- | -- |
| Niagara | 1 | 0 | -- | -- | -- |
| Oneida * | 1 | 0 | 0 | 232 | 0.0 |
| Onondaga * | 5 | 0 | 3 | 429 | 0.7 |
| Ontario | 1 | 0 | -- | -- | -- |
| Orange * | 0 | 0 | 4 | 293 | 1.4 |
| Orleans | 0 | 0 | -- | -- | -- |
| Oswego * | 0 | 0 | 5 | 625 | 0.8 |
| Otsego | 0 | 0 | -- | -- | -- |
| Putnam | 0 | 0 | -- | -- | -- |
| Queens * | 5 | 0 | 513 | -- | -- |
| Rensselaer | 0 | 0 | -- | -- | -- |
| Richmond * | 3 | 0 | 416 | -- | -- |
| Rockland * | 1 | 0 | 146 | 674 | 21.7 |
| Saratoga | 0 | 0 | -- | -- | -- |
| Schenectady | 1 | 0 | -- | -- | -- |
| Schoharie | 0 | 0 | -- | -- | -- |
| Schuyler | 0 | 0 | -- | -- | -- |
| Seneca | 0 | 1 | -- | -- | -- |
| St. Lawrence * | 0 | 0 | 1 | 381 | 0.3 |
| Steuben | 0 | 0 | -- | -- | -- |
| Suffolk * | 3 | 0 | 147 | 1740 | 8.4 |
| Sullivan | 0 | 0 | -- | -- | -- |
| Tioga | 0 | 0 | -- | -- | -- |
| Tompkins | 0 | 0 | -- | -- | -- |
| Ulster | 0 | 0 | -- | -- | -- |
| Warren | 0 | 0 | -- | -- | -- |
| Washington | 0 | 0 | -- | -- | -- |
| Wayne | 0 | 0 | -- | -- | -- |
| Westchester * | 5 | 0 | 12 | 110 | 10.9 |
| Wyoming | 0 | 0 | -- | -- | -- |
| Yates | 0 | 0 | -- | -- | -- |
| NYS (excluding NYC) Total | 37 | 3 | 411 | 5756 | 7.1 |
| NYC*† Total | 17 | -- | 1378 | -- | -- |
| NYS Total | 54 | 3 | 1789 | 5756 | -- |

* Jurisdiction conducting mosquito surveillance

† NYCDOHMH mosquito pools represent positive totals only; number of total pools collected and tested not available

New York State EEE Surveillance Summary (01/01/2025 - 10/25/2025)

| Jurisdiction | Eastern Equine Encephalitis | | | | | | |
|----------------------------------|-----------------------------|-----------|-----------|-----------|----------------|-------------|--------------|
| | Cases | | | | Mosquito Pools | | |
| | Human | Equine | Caprine** | Ratite*** | EEEEV+ Pools | Total Pools | % Positivity |
| Albany | 0 | 0 | 0 | 0 | -- | -- | -- |
| Allegany | 0 | 0 | 0 | 0 | -- | -- | -- |
| Bronx * | 0 | 0 | 0 | 0 | 0 | -- | -- |
| Broome | 0 | 0 | 0 | 0 | -- | -- | -- |
| Cattaraugus * | 0 | 0 | 0 | 0 | 0 | 178 | 0.0 |
| Cayuga | 0 | 0 | 0 | 0 | -- | -- | -- |
| Chautauqua * | 0 | 0 | 0 | 0 | 0 | 40 | 0.0 |
| Chemung | 0 | 0 | 0 | 0 | -- | -- | -- |
| Chenango | 0 | 0 | 0 | 0 | -- | -- | -- |
| Clinton | 0 | 0 | 0 | 0 | -- | -- | -- |
| Columbia | 0 | 0 | 0 | 0 | -- | -- | -- |
| Cortland | 0 | 0 | 0 | 0 | -- | -- | -- |
| Delaware | 0 | 0 | 0 | 0 | -- | -- | -- |
| Dutchess | 0 | 0 | 0 | 0 | -- | -- | -- |
| Erie * | 0 | 0 | 0 | 0 | 0 | 246 | 0.0 |
| Essex | 0 | 0 | 0 | 0 | -- | -- | -- |
| Franklin | 0 | 0 | 0 | 0 | -- | -- | -- |
| Fulton | 0 | 0 | 0 | 0 | -- | -- | -- |
| Genesee | 0 | 0 | 0 | 0 | -- | -- | -- |
| Greene | 0 | 0 | 0 | 0 | -- | -- | -- |
| Hamilton | 0 | 0 | 0 | 0 | -- | -- | -- |
| Herkimer | 0 | 0 | 0 | 0 | -- | -- | -- |
| Jefferson | 0 | 0 | 0 | 0 | -- | -- | -- |
| Kings * | 0 | 0 | 0 | 0 | 0 | -- | -- |
| Lewis | 0 | 0 | 0 | 0 | -- | -- | -- |
| Livingston | 0 | 0 | 0 | 0 | -- | -- | -- |
| Madison * | 1 | 2 | 0 | 0 | 8 | 379 | 2.1 |
| Monroe | 0 | 0 | 0 | 0 | -- | -- | -- |
| Montgomery | 0 | 0 | 0 | 0 | -- | -- | -- |
| Nassau * | 0 | 0 | 0 | 0 | 0 | 429 | 0.0 |
| New York * | 0 | 0 | 0 | 0 | 0 | -- | -- |
| Niagara | 0 | 0 | 0 | 0 | -- | -- | -- |
| Oneida * | 0 | 1 | 0 | 0 | 0 | 232 | 0.0 |
| Onondaga * | 0 | 0 | 0 | 3 | 17 | 429 | 4.0 |
| Ontario | 0 | 0 | 0 | 0 | -- | -- | -- |
| Orange * | 0 | 0 | 0 | 0 | 0 | 293 | 0.0 |
| Orleans | 0 | 0 | 0 | 0 | -- | -- | -- |
| Oswego * | 0 | 1 | 0 | 0 | 24 | 625 | 3.8 |
| Otsego | 0 | 0 | 0 | 0 | -- | -- | -- |
| Putnam | 0 | 0 | 0 | 0 | -- | -- | -- |
| Queens * | 0 | 0 | 0 | 0 | 0 | -- | -- |
| Rensselaer | 0 | 0 | 0 | 0 | -- | -- | -- |
| Richmond * | 0 | 0 | 0 | 0 | 0 | -- | -- |
| Rockland * | 0 | 0 | 0 | 0 | 0 | 674 | 0.0 |
| Saratoga | 0 | 0 | 0 | 0 | -- | -- | -- |
| Schenectady | 0 | 0 | 0 | 0 | -- | -- | -- |
| Schoharie | 0 | 0 | 0 | 0 | -- | -- | -- |
| Schuyler | 0 | 0 | 0 | 0 | -- | -- | -- |
| Seneca | 0 | 0 | 0 | 0 | -- | -- | -- |
| St. Lawrence * | 0 | 0 | 0 | 0 | 0 | 381 | 0.0 |
| Steuben | 0 | 0 | 0 | 0 | -- | -- | -- |
| Suffolk * | 0 | 0 | 0 | 0 | 0 | 1740 | 0.0 |
| Sullivan | 0 | 0 | 0 | 0 | -- | -- | -- |
| Tioga | 0 | 0 | 0 | 0 | -- | -- | -- |
| Tompkins | 0 | 0 | 0 | 0 | -- | -- | -- |
| Ulster | 0 | 0 | 0 | 0 | -- | -- | -- |
| Warren | 0 | 0 | 0 | 0 | -- | -- | -- |
| Washington | 0 | 0 | 0 | 0 | -- | -- | -- |
| Wayne | 0 | 0 | 0 | 0 | -- | -- | -- |
| Westchester * | 0 | 0 | 0 | 0 | 0 | 110 | 0.0 |
| Wyoming | 0 | 0 | 0 | 0 | -- | -- | -- |
| Yates | 0 | 0 | 0 | 0 | -- | -- | -- |
| NYS (excluding NYC) Total | 1 | 4 | 0 | 3 | 49 | 5756 | 0.9 |
| NYC* Total | -- | -- | -- | -- | -- | -- | -- |
| NYS Total | 1 | 4 | 0 | 3 | 49 | 5756 | -- |

* Jurisdiction conducting mosquito surveillance

** Caprine - of, relating to, or being a goat

*** Ratite - (of a bird) having a flat breastbone without a keel, and so unable to fly

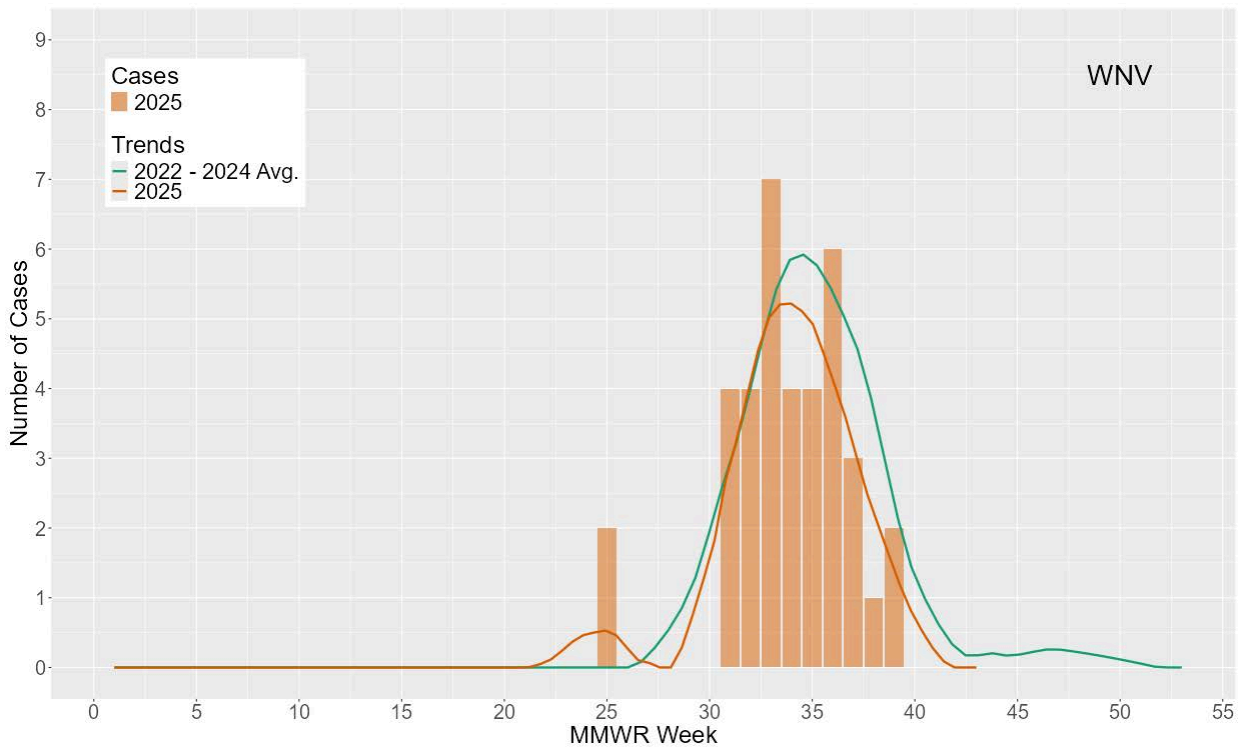


Fig 1. Current year and trend data for human WNV cases (excluding NYC). Trend lines are plotted with a Locally Estimated Scatterplot Smoothing (LOESS) smoother for comparison of the current year to the previous 3-yr average and should not be used to discern exact case numbers for a given MMWR Week*.

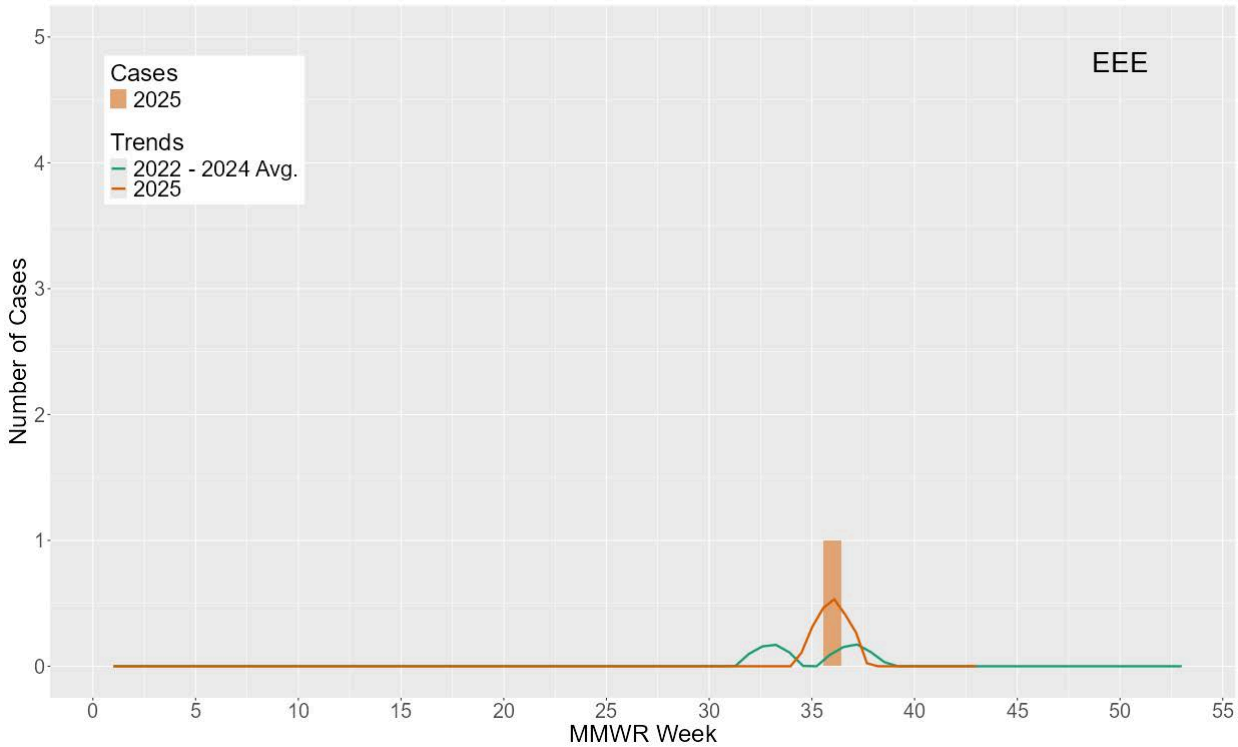


Fig 2. Current year and trend data for human EEE cases (excluding NYC). Trend lines are plotted with a LOESS smoother for comparison of the current year to the previous 3-yr average and should not be used to discern exact case numbers for a given MMWR Week*.

* Cases are assigned to MMWR Week based on a prioritized list of dates associated with their case investigation to best convey timing and risk of exposure. Not all dates are available for all cases due to a variety of factors involved in case investigation. When available, the following dates are prioritized when assigning a case to a specific MMWR Week in this order: symptom onset date, diagnosis date, report date, and investigation start date (always available).

New York State Arboviral Surveillance Summary (01/01/2025 - 10/25/2025)

| Jurisdiction | Chikungunya | | Dengue | | Malaria | | Zika | |
|----------------------------------|-------------------|-----------|-------------------|-----------|-------------------|-----------|-------------------|-----------|
| | Human Cases | | Human Cases | | Human Cases | | Human Cases | |
| | Travel Associated | LMBT | Travel Associated | LMBT | Travel Associated | LMBT | Travel Associated | LMBT |
| Albany | 0 | 0 | 0 | 0 | 2 | 0 | 0 | 0 |
| Allegany | 0 | 0 | 0 | 0 | 0 | 0 | 0 | 0 |
| Bronx | 0 | 0 | 0 | 0 | 0 | 0 | 0 | 0 |
| Broome | 0 | 0 | 1 | 0 | 1 | 0 | 0 | 0 |
| Cattaraugus | 0 | 0 | 0 | 0 | 0 | 0 | 0 | 0 |
| Cayuga | 0 | 0 | 0 | 0 | 0 | 0 | 0 | 0 |
| Chautauqua | 0 | 0 | 0 | 0 | 0 | 0 | 0 | 0 |
| Chemung | 0 | 0 | 0 | 0 | 0 | 0 | 0 | 0 |
| Chenango | 0 | 0 | 0 | 0 | 0 | 0 | 0 | 0 |
| Clinton | 0 | 0 | 0 | 0 | 1 | 0 | 0 | 0 |
| Columbia | 0 | 0 | 0 | 0 | 0 | 0 | 0 | 0 |
| Cortland | 0 | 0 | 0 | 0 | 0 | 0 | 0 | 0 |
| Delaware | 0 | 0 | 0 | 0 | 0 | 0 | 0 | 0 |
| Dutchess | 0 | 0 | 0 | 0 | 3 | 0 | 0 | 0 |
| Erie | 0 | 0 | 1 | 0 | 4 | 0 | 0 | 0 |
| Essex | 0 | 0 | 0 | 0 | 0 | 0 | 0 | 0 |
| Franklin | 0 | 0 | 0 | 0 | 0 | 0 | 0 | 0 |
| Fulton | 0 | 0 | 0 | 0 | 0 | 0 | 0 | 0 |
| Genesee | 0 | 0 | 0 | 0 | 0 | 0 | 0 | 0 |
| Greene | 0 | 0 | 0 | 0 | 0 | 0 | 0 | 0 |
| Hamilton | 0 | 0 | 0 | 0 | 0 | 0 | 0 | 0 |
| Herkimer | 0 | 0 | 0 | 0 | 0 | 0 | 0 | 0 |
| Jefferson | 0 | 0 | 0 | 0 | 0 | 0 | 0 | 0 |
| Kings | 0 | 0 | 0 | 0 | 0 | 0 | 0 | 0 |
| Lewis | 0 | 0 | 0 | 0 | 0 | 0 | 0 | 0 |
| Livingston | 0 | 0 | 0 | 0 | 0 | 0 | 0 | 0 |
| Madison | 0 | 0 | 2 | 0 | 0 | 0 | 0 | 0 |
| Monroe | 0 | 0 | 0 | 0 | 4 | 0 | 0 | 0 |
| Montgomery | 0 | 0 | 0 | 0 | 0 | 0 | 0 | 0 |
| Nassau | 0 | 1 | 12 | 0 | 10 | 0 | 0 | 0 |
| New York | 0 | 0 | 0 | 0 | 0 | 0 | 0 | 0 |
| Niagara | 0 | 0 | 0 | 0 | 0 | 0 | 0 | 0 |
| Oneida | 0 | 0 | 0 | 0 | 1 | 0 | 0 | 0 |
| Onondaga | 0 | 0 | 0 | 0 | 3 | 0 | 0 | 0 |
| Ontario | 0 | 0 | 0 | 0 | 0 | 0 | 0 | 0 |
| Orange | 0 | 0 | 0 | 0 | 1 | 0 | 0 | 0 |
| Orleans | 0 | 0 | 0 | 0 | 0 | 0 | 0 | 0 |
| Oswego | 0 | 0 | 0 | 0 | 0 | 0 | 0 | 0 |
| Otsego | 0 | 0 | 0 | 0 | 0 | 0 | 0 | 0 |
| Putnam | 0 | 0 | 0 | 0 | 1 | 0 | 0 | 0 |
| Queens | 0 | 0 | 0 | 0 | 0 | 0 | 0 | 0 |
| Rensselaer | 0 | 0 | 0 | 0 | 0 | 0 | 0 | 0 |
| Richmond | 0 | 0 | 0 | 0 | 0 | 0 | 0 | 0 |
| Rockland | 0 | 0 | 1 | 0 | 1 | 0 | 0 | 0 |
| Saratoga | 0 | 0 | 0 | 0 | 0 | 0 | 0 | 0 |
| Schenectady | 0 | 0 | 0 | 0 | 2 | 0 | 0 | 0 |
| Schoharie | 0 | 0 | 0 | 0 | 0 | 0 | 0 | 0 |
| Schuyler | 0 | 0 | 0 | 0 | 0 | 0 | 0 | 0 |
| Seneca | 0 | 0 | 0 | 0 | 0 | 0 | 0 | 0 |
| St. Lawrence | 1 | 0 | 0 | 0 | 0 | 0 | 0 | 0 |
| Steuben | 0 | 0 | 0 | 0 | 0 | 0 | 0 | 0 |
| Suffolk | 1 | 0 | 6 | 0 | 6 | 0 | 0 | 0 |
| Sullivan | 0 | 0 | 0 | 0 | 0 | 0 | 0 | 0 |
| Tioga | 0 | 0 | 0 | 0 | 0 | 0 | 0 | 0 |
| Tompkins | 0 | 0 | 0 | 0 | 0 | 0 | 0 | 0 |
| Ulster | 1 | 0 | 0 | 0 | 1 | 0 | 0 | 0 |
| Warren | 0 | 0 | 2 | 0 | 0 | 0 | 0 | 0 |
| Washington | 0 | 0 | 0 | 0 | 0 | 0 | 0 | 0 |
| Wayne | 0 | 0 | 0 | 0 | 0 | 0 | 0 | 0 |
| Westchester | 0 | 0 | 1 | 0 | 8 | 0 | 0 | 0 |
| Wyoming | 0 | 0 | 0 | 0 | 0 | 0 | 0 | 0 |
| Yates | 0 | 0 | 0 | 0 | 0 | 0 | 0 | 0 |
| NYS (excluding NYC) Total | 3 | 1 | 26 | 0 | 49 | 0 | 0 | 0 |
| NYC*† Total | -- | -- | -- | -- | -- | -- | -- | -- |
| NYS Total | 3 | 1 | 26 | 0 | 49 | 0 | 0 | 0 |

LMBT - Local Mosquito-borne Transmission
 * Jurisdiction conducting mosquito surveillance
 † NYCDOHMH directly reports human cases to CDC

West Nile Virus Mosquito Pool Positivity by Species

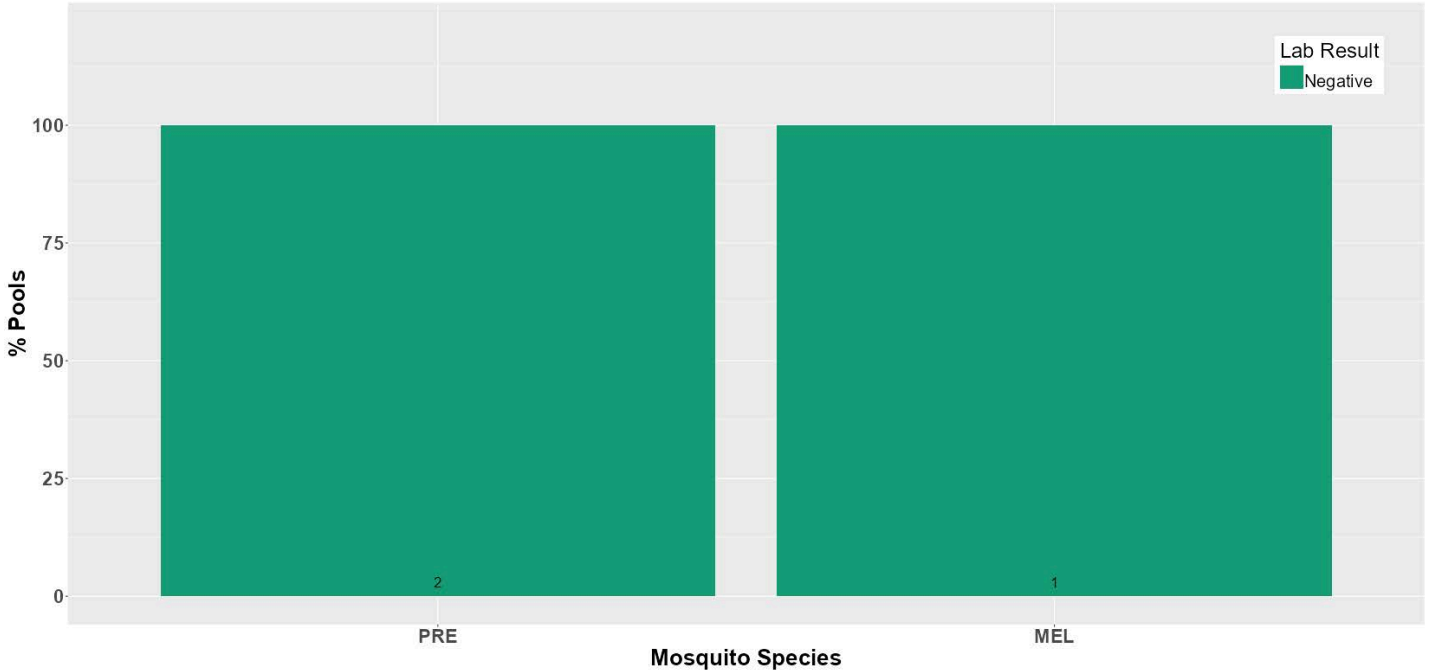


Fig 3. Weekly summary of West Nile virus positivity by mosquito species. Numbers within each bar represent the number of total pools tested.

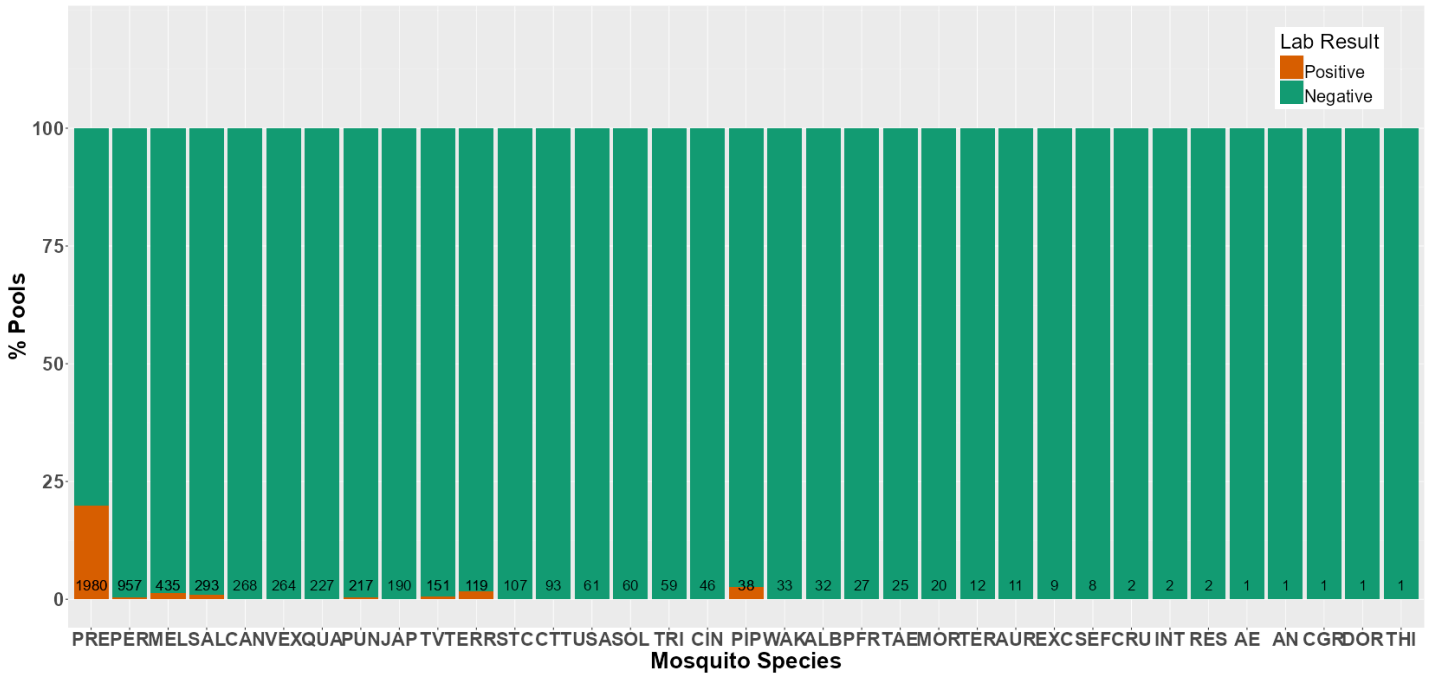


Fig 4. Year-to-date summary of West Nile virus positivity by mosquito species. Numbers within each bar represent the number of total pools tested.

| Abbreviation | Species | Abbreviation | Species | Abbreviation | Species |
|--------------|----------------------------|--------------|-----------------------------|--------------|---------------------------|
| ALB | <i>Ae. albopictus</i> | MOR | <i>Cs. morsitans</i> | CGR | <i>Ae. communis gr.</i> |
| CIN | <i>Ae. cinereus</i> | ERR | <i>Cx. erraticus</i> | DOR | <i>Ae. dorsalis</i> |
| VEX | <i>Ae. vexans</i> | PIP | <i>Cx. pipiens</i> | EXC | <i>Ae. excrucians</i> |
| CRU | <i>An. crucians</i> | PRE | <i>Cx. pipiens-restuans</i> | INT | <i>Ae. intrudens</i> |
| PUN | <i>An. punctipennis</i> | RES | <i>Cx. restuans</i> | JAP | <i>Ae. japonicus</i> |
| QUA | <i>An. quadrimaculatus</i> | SAL | <i>Cx. salinarius</i> | SOL | <i>Ae. sollicitans</i> |
| AN | <i>An. species</i> | TER | <i>Cx. territans</i> | STC | <i>Ae. sticticus</i> |
| WAK | <i>An. walkeri</i> | AUR | <i>Ae. aurifer</i> | SEF | <i>Ae. stimulans gr.</i> |
| PER | <i>Cq. perturbans</i> | CAN | <i>Ae. canadensis</i> | TAE | <i>Ae. taeniorhynchus</i> |
| MEL | <i>Cs. melanura</i> | CTT | <i>Ae. cantator</i> | TRI | <i>Ae. triseriatus</i> |

Eastern Equine Encephalitis Virus Mosquito Pool Positivity by Species

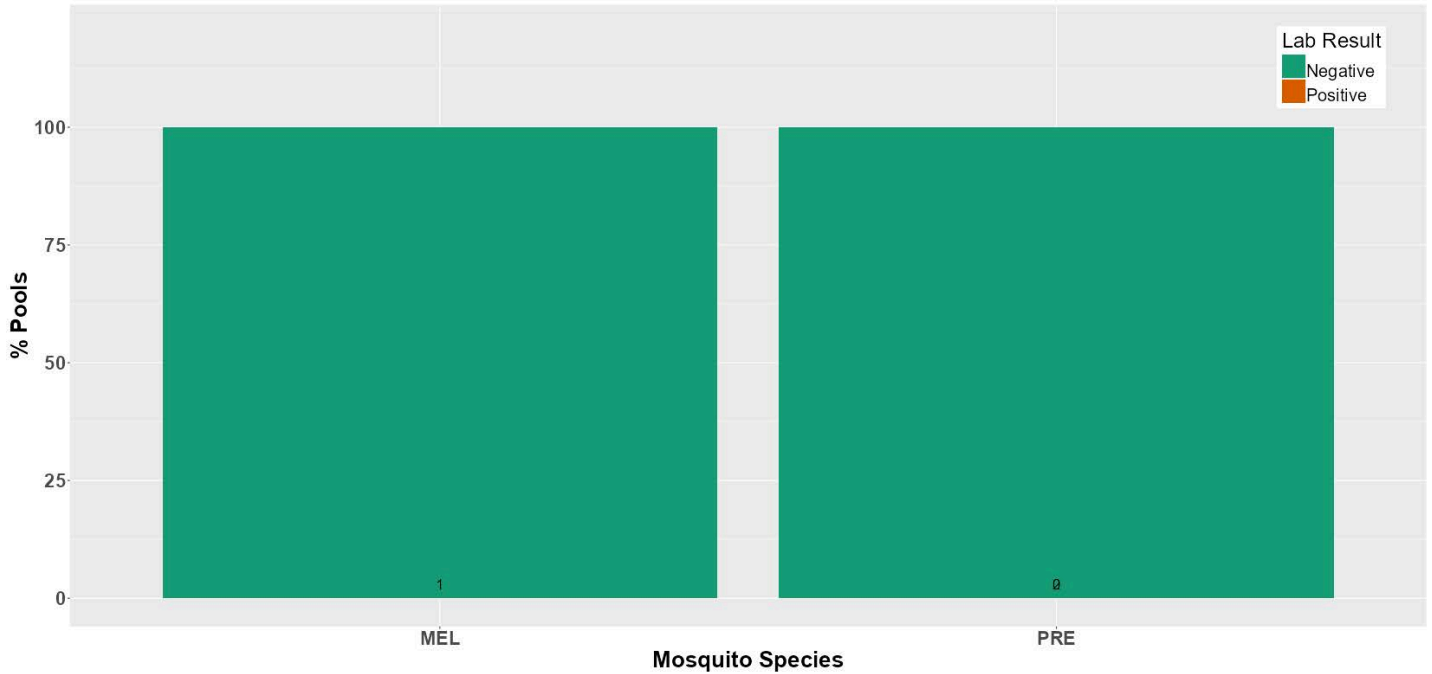


Fig 5. Weekly summary of eastern equine encephalitis virus positivity by mosquito species. Numbers within each bar represent the number of total pools tested.

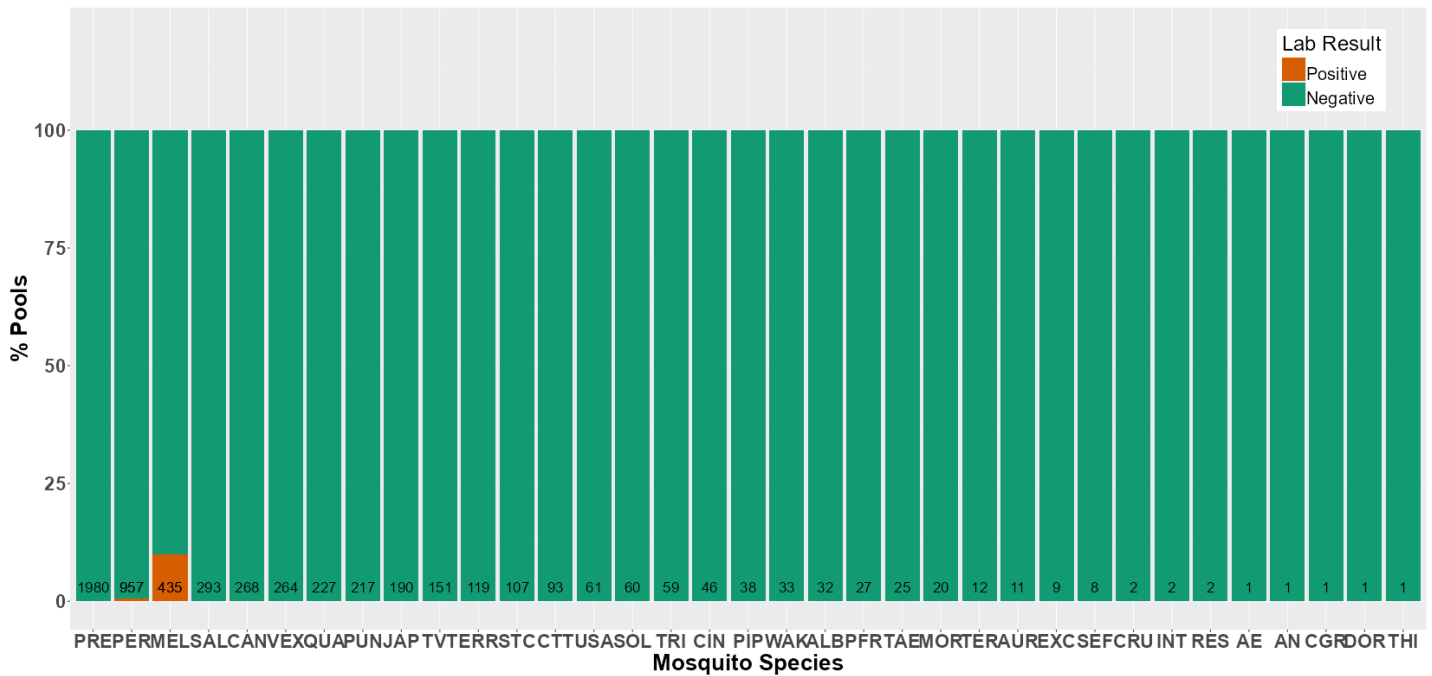


Fig 6. Year-to-date summary of eastern equine encephalitis virus positivity by mosquito species. Numbers within each bar represent the number of total pools tested.

| Abbreviation | Species | Abbreviation | Species | Abbreviation | Species |
|--------------|----------------------------|--------------|-----------------------------|--------------|---------------------------|
| ALB | <i>Ae. albopictus</i> | MOR | <i>Cs. morsitans</i> | CGR | <i>Ae. communis gr.</i> |
| CIN | <i>Ae. cinereus</i> | ERR | <i>Cx. erraticus</i> | DOR | <i>Ae. dorsalis</i> |
| VEX | <i>Ae. vexans</i> | PIP | <i>Cx. pipiens</i> | EXC | <i>Ae. excrucians</i> |
| CRU | <i>An. crucians</i> | PRE | <i>Cx. pipiens-restuans</i> | INT | <i>Ae. intrudens</i> |
| PUN | <i>An. punctipennis</i> | RES | <i>Cx. restuans</i> | JAP | <i>Ae. japonicus</i> |
| QUA | <i>An. quadrimaculatus</i> | SAL | <i>Cx. salinarius</i> | SOL | <i>Ae. sollicitans</i> |
| AN | <i>An. species</i> | TER | <i>Cx. territans</i> | STC | <i>Ae. sticticus</i> |
| WAK | <i>An. walkeri</i> | AUR | <i>Ae. aurifer</i> | SEF | <i>Ae. stimulans gr.</i> |
| PER | <i>Cq. perturbans</i> | CAN | <i>Ae. canadensis</i> | TAE | <i>Ae. taeniorhynchus</i> |
| MEL | <i>Cs. melanura</i> | CTT | <i>Ae. cantator</i> | TRI | <i>Ae. triseriatus</i> |

Seasonality of Human Cases



Fig 7. Seasonal patterns of human vector-borne disease cases (excluding NYC)[†]

* No cases of local mosquito-borne transmission; all cases to date are travel-related.

† Cases are assigned to MMWR Week based on a prioritized list of dates associated with their case investigation to best convey timing and risk of exposure. Not all dates are available for all cases due to a variety of factors involved in case investigation. When available, the following dates are prioritized when assigning a case to a specific MMWR Week in this order: symptom onset date, diagnosis date, report date, and investigation start date (always available).

United States Mosquito-borne Disease Surveillance and Other Information

Current and historic nationwide surveillance information on mosquito-borne illnesses in the United States can be found at: (<https://www.cdc.gov/fight-the-bite/at-risk/index.html>)

- Specific information about WNV, including statistics and maps, can be found at: (<http://www.cdc.gov/westnile/>)
- Specific information about EEEV, including statistics and maps, can be found at: (<http://www.cdc.gov/EasternEquineEncephalitis>)
- Specific information about Zika virus, including statistics and maps of areas with active mosquito-borne transmission of Zika virus can be found at: (<http://www.cdc.gov/zika/>)
- Specific information about chikungunya virus, including statistics and maps, can be found at: (<http://www.cdc.gov/chikungunya/>)
- Specific information about dengue fever, including statistics and maps, can be found at can be at: (<http://www.cdc.gov/dengue/>)
- Specific information about malaria, including statistics and maps, can be found here at: (<http://www.cdc.gov/malaria/>)