NEW YORK STATE | Department of Health

2026

Mosquito-borne Illness Weekly Report

Oct 04 - Oct 10 (MMWR Week 40)

NYSDOH STATEWIDE MOSQUITO-BORNE DISEASE ACTIVITY REPORT
October 13, 2026

The New York State Department of Health (NYSDOH) collects, compiles, and analyzes information on mosquito-borne disease activity in New York State (NYS) and produces this weekly report. Data in this report reflects testing performed by both the Wadsworth Center of NYSDOH and the Public Health Laboratory of the New York City Department of Health and Mental Hygiene (NYCDOHMH).

Weekly Summary[1]
(October 04 - October 10)

- West Nile Virus (WNV):
  - 0 WNV-positive mosquito pools[2] have been identified in NYS, outside of NYC[3].
  - WNV-positive mosquito pools have been reported from 5 NYC counties in the previous two weeks.
    - **New York, Richmond, Bronx, Queens, Kings**
  - 3 human cases of WNV infection have been reported, outside of NYC.
    - **Nassau 1, Suffolk 1, Westchester 1**
  - 0 equine cases of WNV infection have been reported.
  - 2 presumptive viremic donors[4] have been reported, outside of NYC. **Onondaga 1, St. Lawrence 1**
- Eastern Equine Encephalitis Virus (EEEV):
  - 0 EEEV-positive mosquito pools have been identified.
  - 0 human cases of EEEV infection have been reported.
  - 0 equine cases of EEEV infection have been reported.
  - 0 ratite cases of EEEV infection have been reported.
- Chikungunya Virus (CHIKV), Dengue Virus (DENV), Zika Virus (ZIKV), and Malaria[5]:
  - 0 travel-associated (TA) human cases of CHIKV infection have been reported. 0 cases of local mosquito-borne transmission[6] (LMBT) have been identified.
  - 1 TA human case of DENV infection has been reported. 0 cases of LMBT have been identified.
  - 0 TA human cases of ZIKV infection have been reported. 0 cases of LMBT have been identified.
  - 0 TA human cases of malaria infection have been reported. 0 cases of LMBT have been identified.

---

[1] Cases featured in the weekly summary are based on the date the case investigation was finalized.

[2] Mosquitoes collected by county surveillance staff are grouped into one or more “pools” of specimens based on date, location, and species. A positive pool refers to one in which at least one specimen was positive for a given pathogen.

[3] Data pertaining to New York City municipalities in this report are derived from the NYC Department of Mental Health and Hygiene (NYCDOHMH) website (https://www.nyc.gov/site/doh/health/health-topics/west-nile-virus.page) and only reflect WNV+ mosquito pools. NYCDOHMH does not report the total number of pools collected or tested. Consequently, some fields relating to NYC cannot be calculated and have been omitted from this report.

[4] Presumptive viremic donors (PVDs) are people who had no symptoms at the time of donating blood (people with symptoms are deferred from donating) through a blood collection agency, but whose blood tested positive in preliminary tests when screened for West Nile virus. Some PVDs develop symptoms after donation, at which point they are included in human case counts.

[5] NYCDOHMH directly reports human cases of mosquito-borne infections to CDC.

[6] Local mosquito-borne transmission is defined by the absence of the following epidemiological risk factors: recent travel to a country or region with known active mosquito-borne transmission of the associated pathogen; recent blood transfusion; recent laboratory exposure; or mother-to-child transmission during pregnancy for pathogens in which vertical transmission is possible.

Year to Date Summary

(01/10/2026 - 10/10/2026)

- West Nile Virus (WNV):
  - 404 WNV-positive mosquito pools[1] have been identified in NYS, outside of NYC[2].
  - 1772 WNV-positive mosquito pools have been reported from NYC counties.
  - 27 human cases of WNV infection have been reported, outside of NYC.
  - 37 human cases of WNV infection have been reported in NYC.
  - 1 equine case of WNV infection has been reported.
  - 8 presumptive viremic donors[3] have been reported, outside of NYC.
  - 1 presumptive viremic donor has been reported in NYC counties.
- Eastern Equine Encephalitis Virus (EEEV):
  - 0 EEEV-positive mosquito pools have been identified.
  - 0 human cases of EEEV infection have been reported.
  - 0 equine cases of EEEV infection have been reported.
  - 0 caprine cases of EEEV infection have been reported.
  - 0 ratite cases of EEEV infection have been reported.
- Chikungunya Virus (CHIKV), Dengue Virus (DENV), Zika Virus (ZIKV), and Malaria[4]:
  - 4 travel-associated (TA) human cases of CHIKV infection have been reported. 0 cases of local mosquito-borne transmission[5] (LMBT) have been identified.
  - 15 TA human cases of DENV infection have been reported. 0 cases of LMBT have been identified.
  - 0 TA human cases of ZIKV infection have been reported. 0 cases of LMBT have been identified.
  - 29 TA human cases of malaria infection have been reported. 0 cases of LMBT have been identified.
  - *Aedes albopictus* is considered established in 5 counties outside of NYC. *Aedes aegypti* has not been identified anywhere in the state.

---

[1] Mosquitoes collected by county surveillance staff are grouped into one or more “pools” of specimens based on date, location, and species. A positive pool refers to one in which at least one specimen was positive for a given pathogen.

[2] Data pertaining to New York City municipalities in this report are derived from the NYC Department of Mental Health and Hygiene (NYCDOHMH) website (https://www.nyc.gov/site/doh/health/health-topics/west-nile-virus.page) and only reflect WNV+ mosquito pools. NYCDOHMH does not report the total number of pools collected or tested. Consequently, some fields relating to NYC cannot be calculated and have been omitted from this report.

[3] Presumptive viremic donors (PVDs) are people who had no symptoms at the time of donating blood (people with symptoms are deferred from donating) through a blood collection agency, but whose blood tested positive in preliminary tests when screened for West Nile virus. Some PVDs develop symptoms after donation, at which point they are included in human case counts.

[4] NYCDOHMH directly reports human cases of mosquito-borne infections to CDC.

[5] Local mosquito-borne transmission is defined by the absence of the following epidemiological risk factors: recent travel to a country or region with known active mosquito-borne transmission of the associated pathogen; recent blood transfusion; recent laboratory exposure; or mother-to-child transmission during pregnancy for pathogens in which vertical transmission is possible.

2026 West Nile Virus and Eastern Equine Encephalitis Virus Surveillance Summary

Surveillance Summary (01/01/2026-10/10/2026)

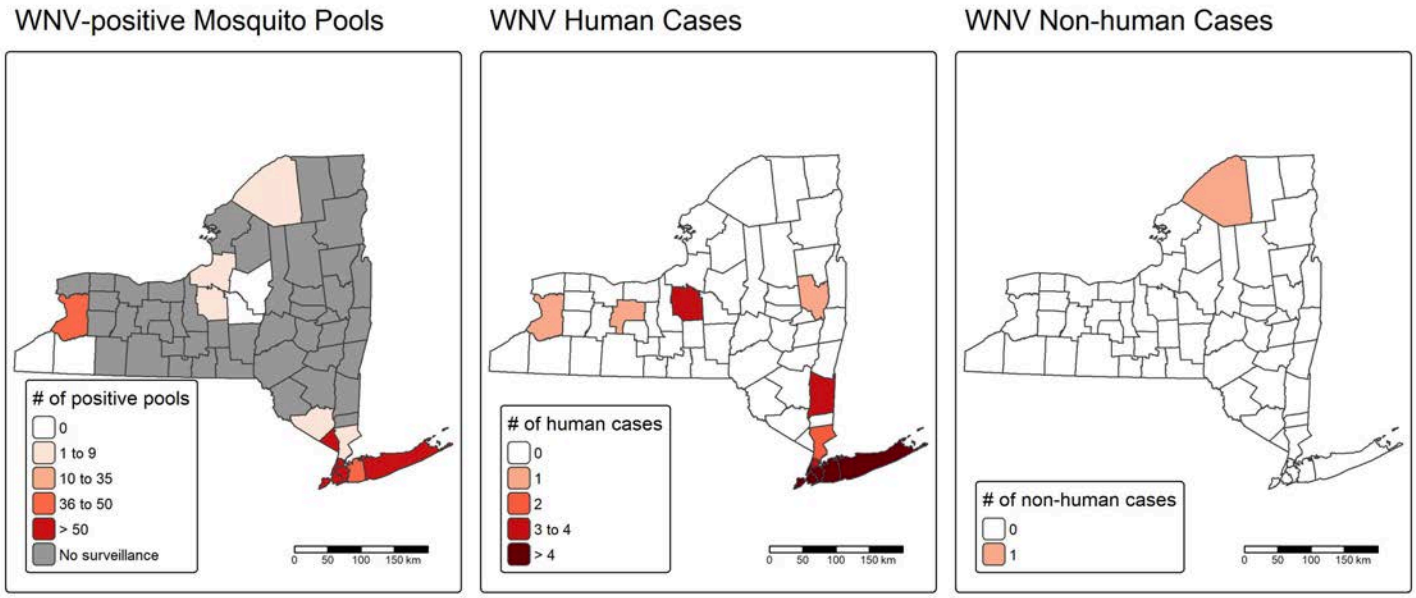

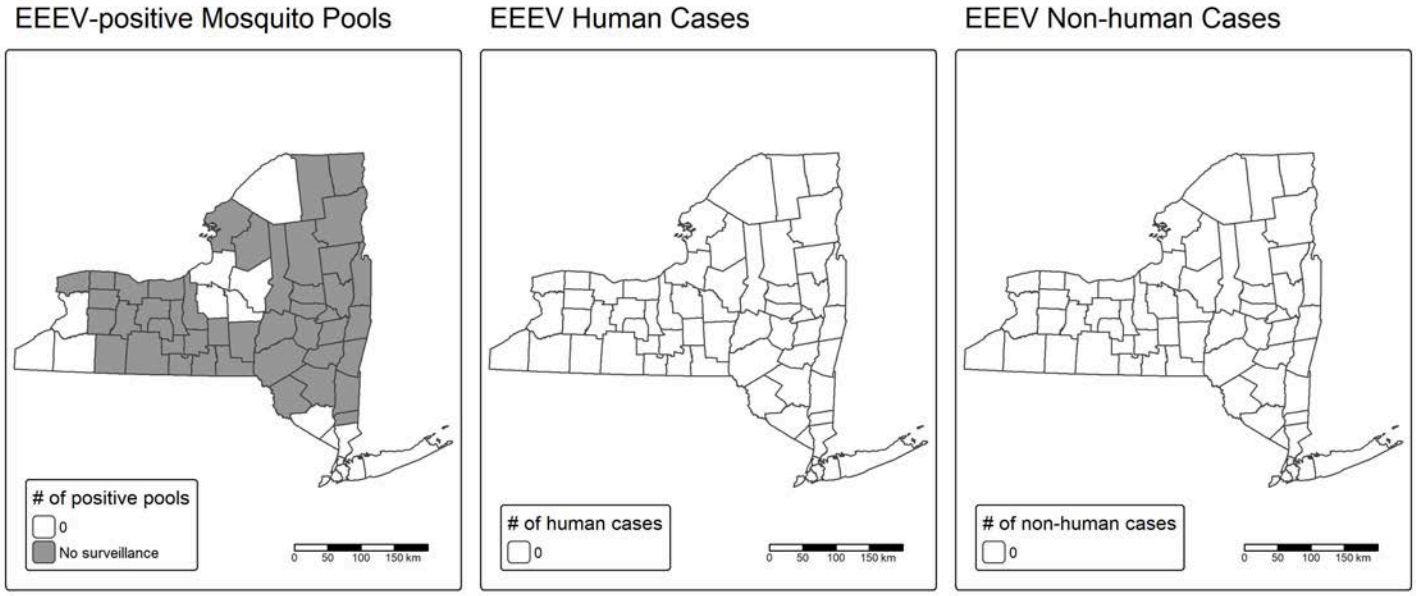

NYS DOH, BCDC - October 13, 2026

– The number of WNV and EEEV positive mosquitoes, mammal and/or bird infections, or human cases depends, in part, on the amount of surveillance and testing performed in each county, and is not necessarily associated with the degree of WNV and EEEV infection risk.

– Map shows results reported through date range indicated.

– WNV human cases do not include presumptive viremic donors.

– Of the counties conducting surveillance, counties with current/historical *Aedes albopictus* populations include Suffolk, Nassau, Westchester, Rockland, Orange and NYC Counties. *A. albopictus* and *A. aegypti* are vector species of concern for potential local transmission of dengue, chikungunya, and Zika viruses.

2026 Mosquito-borne Illness West Nile Virus Surveillance

Surveillance Summary (01/01/2026-10/10/2026)

West Nile Virus surveillance heat maps show approximate geolocations of WNV-positive human cases, non-human mammal cases, and mosquito pools. These maps are intended to provide more granular data related to locations and timing of positives within counties/jurisdictions.

WNV Human Cases

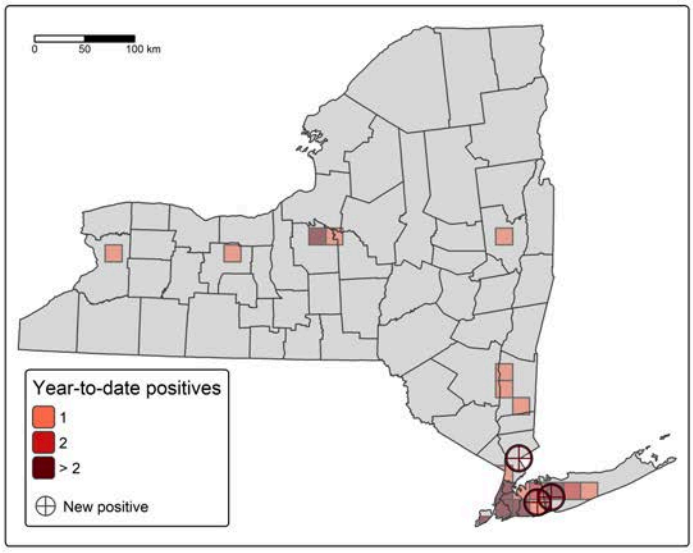

WNV Non-human Cases

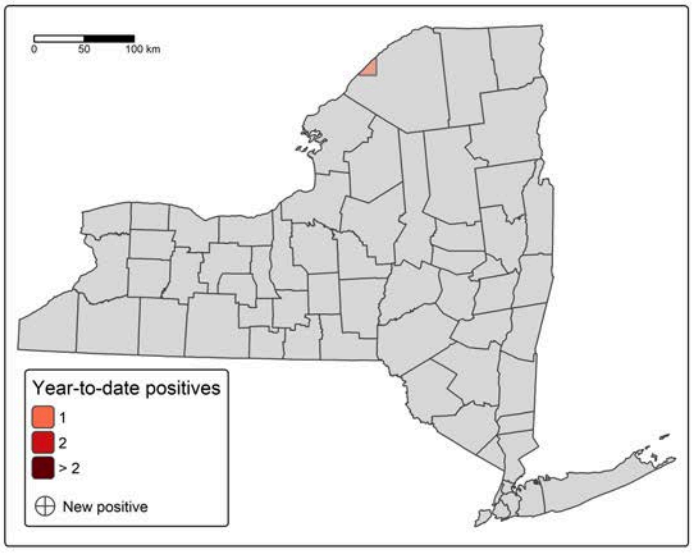

WNV Mosquito Pools

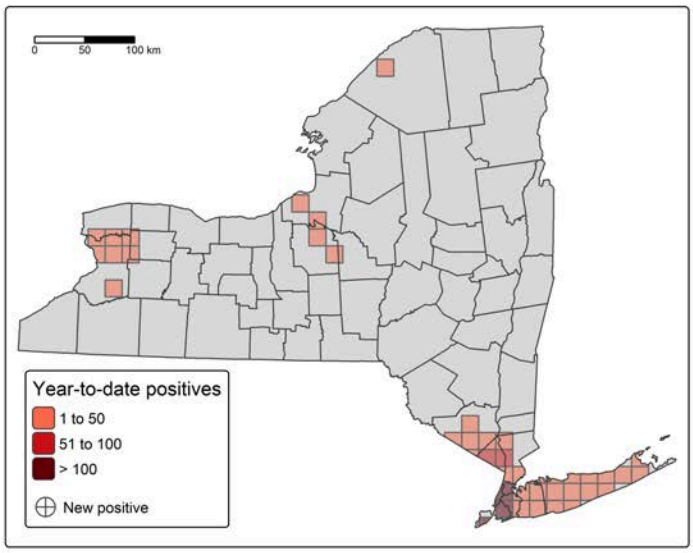

NYS DOH, BCDC - October 13, 2026

– Human cases represent local mosquito-borne transmission (LMBT).

– Travel associated cases are not included.

– Symbols indicating human cases of WNV and EEE outside of NYC are an approximation of case locality. NYC positive human cases are placed at the centroid of the patient's county of residence.

– Symbols indicating cases are based on report date.

– WNV human cases do not include presumptive viremic donors.

2026 Mosquito-borne Illness Eastern Equine Encephalitis Surveillance

Surveillance Summary (01/01/2026-10/10/2026)

Eastern Equine Encephalitis surveillance heat maps show approximate geolocations of EEE-positive human cases, non-human mammal/bird cases, and EEEV-positive mosquito pools. These maps are intended to provide more granular data related to locations and timing of positives within counties/jurisdictions.

EEEV Human Cases

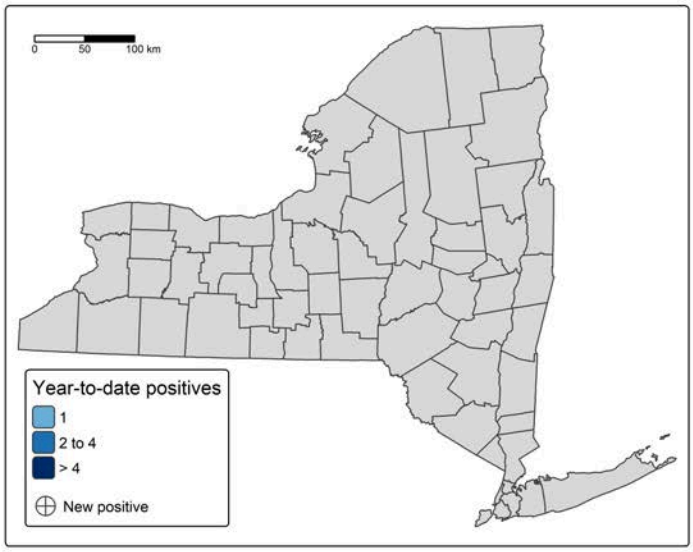

EEEV Non-human Cases

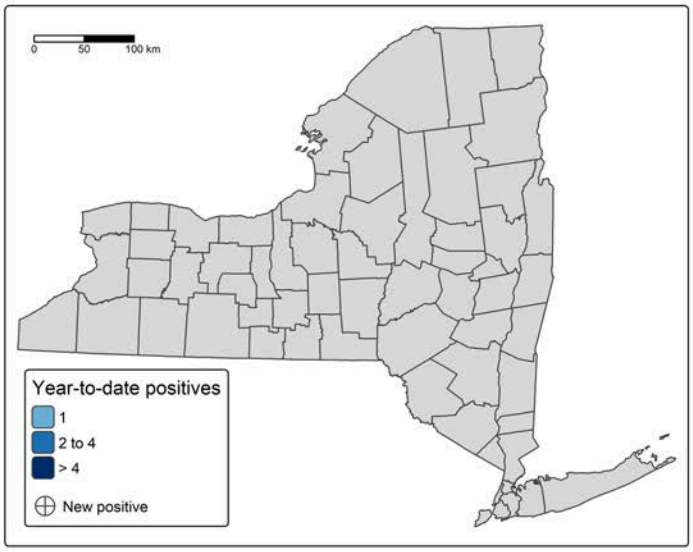

EEEV Mosquito Pools

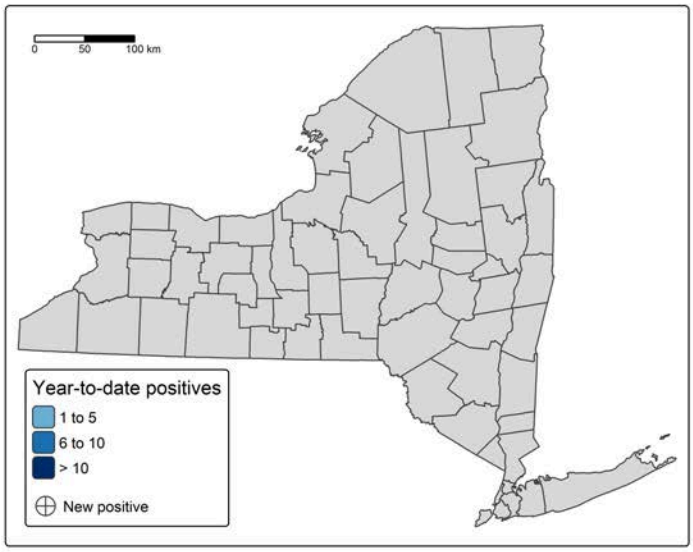

NYS DOH, BCDC - October 13, 2026

– Human cases represent local mosquito-borne transmission (LMBT).

– Travel associated cases are not included.

– Symbols indicating human cases of WNV and EEE outside of NYC are an approximation of case locality. NYC positive human cases are placed at the centroid of the patient's county of residence.

– Symbols indicating cases are based on report date.

New York State WNV Surveillance Summary (01/10/2026 - 10/10/2026)

Jurisdiction	West Nile Virus				
	Cases		Mosquito Pools		
	Human	Equine	WNV+ Pools	Total Pools	% Pools Positive
Albany	0	0	--	--	--
Allegany	0	0	--	--	--
Bronx *	3	0	222	--	--
Broome	0	0	--	--	--
Cattaraugus *	0	0	0	91	0.0
Cayuga	0	0	--	--	--
Chautauqua *	0	0	0	75	0.0
Chemung	0	0	--	--	--
Chenango	0	0	--	--	--
Clinton	0	0	--	--	--
Columbia	0	0	--	--	--
Cortland	0	0	--	--	--
Delaware	0	0	--	--	--
Dutchess	3	0	--	--	--
Erie *	1	0	41	366	11.2
Essex	0	0	--	--	--
Franklin	0	0	--	--	--
Fulton	0	0	--	--	--
Genesee	0	0	--	--	--
Greene	0	0	--	--	--
Hamilton	0	0	--	--	--
Herkimer	0	0	--	--	--
Jefferson	0	0	--	--	--
Kings *	12	0	338	--	--
Lewis	0	0	--	--	--
Livingston	0	0	--	--	--
Madison *	0	0	0	324	0.0
Monroe	0	0	--	--	--
Montgomery	0	0	--	--	--
Nassau *	8	0	47	357	13.2
New York *	5	0	102	--	--
Niagara	0	0	--	--	--
Oneida *	0	0	0	176	0.0
Onondaga *	4	0	2	377	0.5
Ontario	1	0	--	--	--
Orange *	0	0	9	346	2.6
Orleans	0	0	--	--	--
Oswego *	0	0	2	431	0.5
Otsego	0	0	--	--	--
Putnam	0	0	--	--	--
Queens *	9	0	668	--	--
Rensselaer	0	0	--	--	--
Richmond *	8	0	442	--	--
Rockland *	0	0	153	644	23.8
Saratoga	1	0	--	--	--
Schenectady	0	0	--	--	--
Schoharie	0	0	--	--	--
Schuyler	0	0	--	--	--
Seneca	0	0	--	--	--
St. Lawrence *	0	1	2	459	0.4
Steuben	0	0	--	--	--
Suffolk *	7	0	147	1633	9.0
Sullivan	0	0	--	--	--
Tioga	0	0	--	--	--
Tompkins	0	0	--	--	--
Ulster	0	0	--	--	--
Warren	0	0	--	--	--
Washington	0	0	--	--	--
Wayne	0	0	--	--	--
Westchester *	2	0	1	41	2.4
Wyoming	0	0	--	--	--
Yates	0	0	--	--	--
NYS (excluding NYC) Total	27	1	404	5328	7.6
NYC*† Total	37	--	1772	--	--
NYS Total	64	1	2176	5328	--

* Jurisdiction conducting mosquito surveillance

† NYCDOHMH mosquito pools represent positive totals only; number of total pools collected and tested not available

New York State EEE Surveillance Summary (01/10/2026 - 10/10/2026)

Jurisdiction	Eastern Equine Encephalitis						
	Cases				Mosquito Pools		
	Human	Equine	Caprine**	Ratite***	EEEV+ Pools	Total Pools	% Pools Positive
Albany	0	0	0	0	--	--	--
Allegany	0	0	0	0	--	--	--
Bronx *	0	0	0	0	0	--	--
Broome	0	0	0	0	--	--	--
Cattaraugus *	0	0	0	0	0	91	0.0
Cayuga	0	0	0	0	--	--	--
Chautauqua *	0	0	0	0	0	75	0.0
Chemung	0	0	0	0	--	--	--
Chenango	0	0	0	0	--	--	--
Clinton	0	0	0	0	--	--	--
Columbia	0	0	0	0	--	--	--
Cortland	0	0	0	0	--	--	--
Delaware	0	0	0	0	--	--	--
Dutchess	0	0	0	0	--	--	--
Erie *	0	0	0	0	0	366	0.0
Essex	0	0	0	0	--	--	--
Franklin	0	0	0	0	--	--	--
Fulton	0	0	0	0	--	--	--
Genesee	0	0	0	0	--	--	--
Greene	0	0	0	0	--	--	--
Hamilton	0	0	0	0	--	--	--
Herkimer	0	0	0	0	--	--	--
Jefferson	0	0	0	0	--	--	--
Kings *	0	0	0	0	0	--	--
Lewis	0	0	0	0	--	--	--
Livingston	0	0	0	0	--	--	--
Madison *	0	0	0	0	0	324	0.0
Monroe	0	0	0	0	--	--	--
Montgomery	0	0	0	0	--	--	--
Nassau *	0	0	0	0	0	357	0.0
New York *	0	0	0	0	0	--	--
Niagara	0	0	0	0	--	--	--
Oneida *	0	0	0	0	0	176	0.0
Onondaga *	0	0	0	0	0	377	0.0
Ontario	0	0	0	0	--	--	--
Orange *	0	0	0	0	0	346	0.0
Orleans	0	0	0	0	--	--	--
Oswego *	0	0	0	0	0	431	0.0
Otsego	0	0	0	0	--	--	--
Putnam	0	0	0	0	--	--	--
Queens *	0	0	0	0	0	--	--
Rensselaer	0	0	0	0	--	--	--
Richmond *	0	0	0	0	0	--	--
Rockland *	0	0	0	0	0	644	0.0
Saratoga	0	0	0	0	--	--	--
Schenectady	0	0	0	0	--	--	--
Schoharie	0	0	0	0	--	--	--
Schuyler	0	0	0	0	--	--	--
Seneca	0	0	0	0	--	--	--
St. Lawrence *	0	0	0	0	0	459	0.0
Steuben	0	0	0	0	--	--	--
Suffolk *	0	0	0	0	0	1633	0.0
Sullivan	0	0	0	0	--	--	--
Tioga	0	0	0	0	--	--	--
Tompkins	0	0	0	0	--	--	--
Ulster	0	0	0	0	--	--	--
Warren	0	0	0	0	--	--	--
Washington	0	0	0	0	--	--	--
Wayne	0	0	0	0	--	--	--
Westchester *	0	0	0	0	0	41	0.0
Wyoming	0	0	0	0	--	--	--
Yates	0	0	0	0	--	--	--
NYS (excluding NYC) Total	0	0	0	0	0	5328	0.0
NYC* Total	--	--	--	--	--	--	--
NYS Total	0	0	0	0	0	5328	--

* Jurisdiction conducting mosquito surveillance
** Caprine - of, relating to, or being a goat
*** Ratite - (of a bird) having a flat breastbone without a keel, and so unable to fly

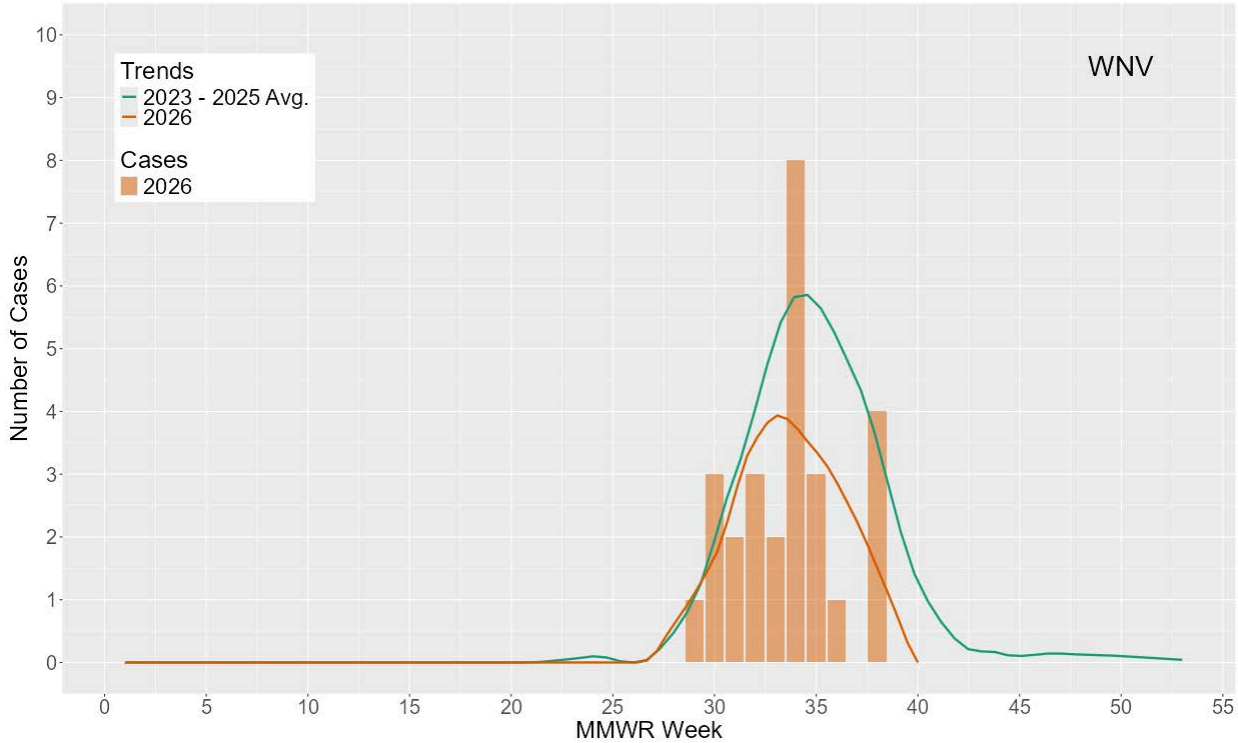

Fig 1. Current year and trend data for human WNV cases (excluding NYC). Trend lines are plotted with a Locally Estimated Scatterplot Smoothing (LOESS) smoother for comparison of the current year to the previous 3-yr average and should not be used to discern exact case numbers for a given MMWR Week*.

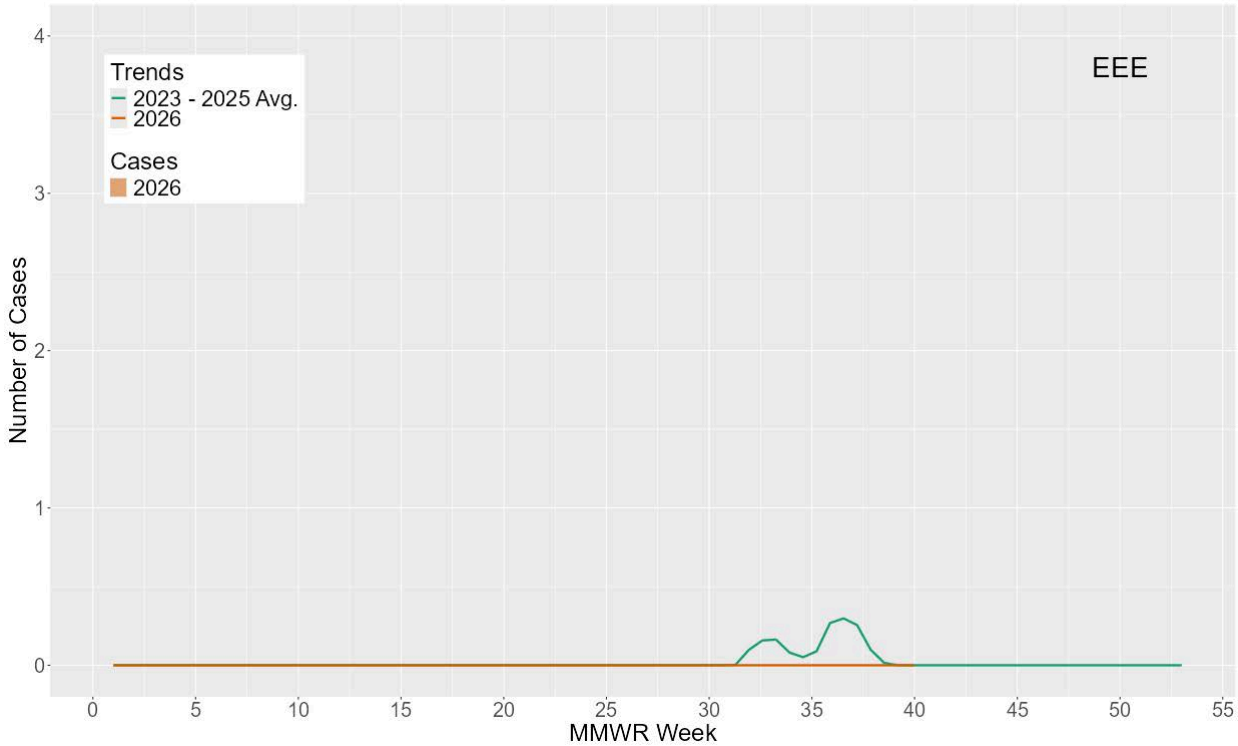

Fig 2. Current year and trend data for human EEE cases (excluding NYC). Trend lines are plotted with a LOESS smoother for comparison of the current year to the previous 3-yr average and should not be used to discern exact case numbers for a given MMWR Week*.

* An MMWR week is a standardized epidemiological week used by the CDC's Morbidity and Mortality Weekly Report (MMWR) (https://www.cdc.gov/mmwr/index.html) for consistent tracking of public health data, defined by specific rules (https://ndc.services.cdc.gov/wp-content/uploads/MMWR_week_overview.pdf) that ensure comparability year-to-year, with weeks numbered 1-53. Cases are assigned to MMWR Week based on a prioritized list of dates associated with their case investigation to best convey timing and risk of exposure. Not all dates are available for all cases due to a variety of factors involved in case investigation. When available, the following dates are prioritized when assigning a case to a specific MMWR Week in this order: symptom onset date, diagnosis date, report date, and investigation start date.

New York State Arboviral Surveillance Summary (01/10/2026 - 10/10/2026)

Jurisdiction	Chikungunya		Dengue		Malaria		Zika	
	Human Cases		Human Cases		Human Cases		Human Cases	
	Travel Associated	LMBT	Travel Associated	LMBT	Travel Associated	LMBT	Travel Associated	LMBT
Albany	0	0	1	0	3	0	0	0
Allegany	0	0	0	0	0	0	0	0
Bronx	0	0	0	0	0	0	0	0
Broome	0	0	0	0	1	0	0	0
Cattaraugus	0	0	0	0	0	0	0	0
Cayuga	0	0	0	0	0	0	0	0
Chautauqua	0	0	0	0	0	0	0	0
Chemung	0	0	0	0	0	0	0	0
Chenango	0	0	0	0	0	0	0	0
Clinton	0	0	0	0	0	0	0	0
Columbia	0	0	0	0	0	0	0	0
Cortland	0	0	0	0	0	0	0	0
Delaware	0	0	0	0	0	0	0	0
Dutchess	0	0	0	0	1	0	0	0
Erie	0	0	2	0	4	0	0	0
Essex	0	0	0	0	0	0	0	0
Franklin	0	0	0	0	0	0	0	0
Fulton	0	0	0	0	0	0	0	0
Genesee	0	0	0	0	0	0	0	0
Greene	0	0	0	0	0	0	0	0
Hamilton	0	0	0	0	0	0	0	0
Herkimer	0	0	0	0	0	0	0	0
Jefferson	0	0	0	0	1	0	0	0
Kings	0	0	0	0	0	0	0	0
Lewis	0	0	0	0	0	0	0	0
Livingston	0	0	0	0	0	0	0	0
Madison	0	0	0	0	0	0	0	0
Monroe	0	0	0	0	1	0	0	0
Montgomery	0	0	0	0	0	0	0	0
Nassau	2	0	4	0	6	0	0	0
New York	0	0	0	0	0	0	0	0
Niagara	0	0	0	0	0	0	0	0
Oneida	0	0	0	0	1	0	0	0
Onondaga	0	0	0	0	4	0	0	0
Ontario	0	0	0	0	0	0	0	0
Orange	0	0	0	0	0	0	0	0
Orleans	0	0	0	0	0	0	0	0
Oswego	0	0	0	0	0	0	0	0
Otsego	0	0	0	0	0	0	0	0
Putnam	0	0	0	0	0	0	0	0
Queens	0	0	0	0	0	0	0	0
Rensselaer	0	0	0	0	0	0	0	0
Richmond	0	0	0	0	0	0	0	0
Rockland	0	0	0	0	0	0	0	0
Saratoga	0	0	0	0	0	0	0	0
Schenectady	0	0	0	0	0	0	0	0
Schoharie	0	0	0	0	0	0	0	0
Schuyler	0	0	0	0	0	0	0	0
Seneca	0	0	0	0	0	0	0	0
St. Lawrence	0	0	0	0	0	0	0	0
Steuben	0	0	0	0	0	0	0	0
Suffolk	0	0	2	0	2	0	0	0
Sullivan	0	0	1	0	0	0	0	0
Tioga	0	0	0	0	0	0	0	0
Tompkins	0	0	0	0	0	0	0	0
Ulster	0	0	0	0	0	0	0	0
Warren	0	0	0	0	0	0	0	0
Washington	0	0	0	0	0	0	0	0
Wayne	0	0	0	0	0	0	0	0
Westchester	2	0	5	0	5	0	0	0
Wyoming	0	0	0	0	0	0	0	0
Yates	0	0	0	0	0	0	0	0
NYS (excluding NYC) Total	4	0	15	0	29	0	0	0
NYC*† Total	--	--	--	--	--	--	--	--
NYS Total	4	0	15	0	29	0	0	0

LMBT - Local Mosquito-borne Transmission
* Jurisdiction conducting mosquito surveillance
† NYCDOHMH directly reports human cases to CDC

Estimate of West Nile Virus-Positive Mosquitoes by Species

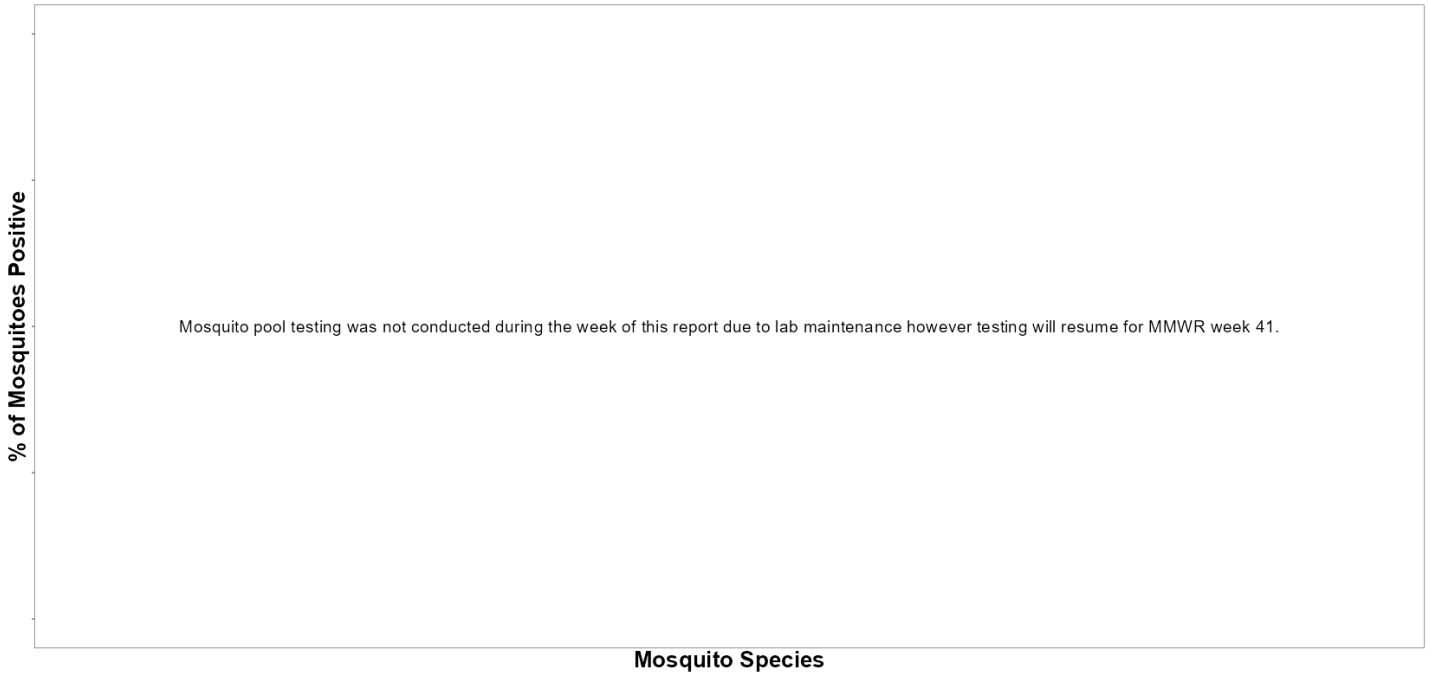

Fig 3. Weekly summary of estimated West Nile virus mosquito positivity* by mosquito species. Numbers above each 95% confidence interval (CI) represent the total number of pools tested. 95% confidence intervals are not shown if a species has no positive mosquitoes and fewer than 25 pools tested (yearly) or 10 pools tested (weekly).

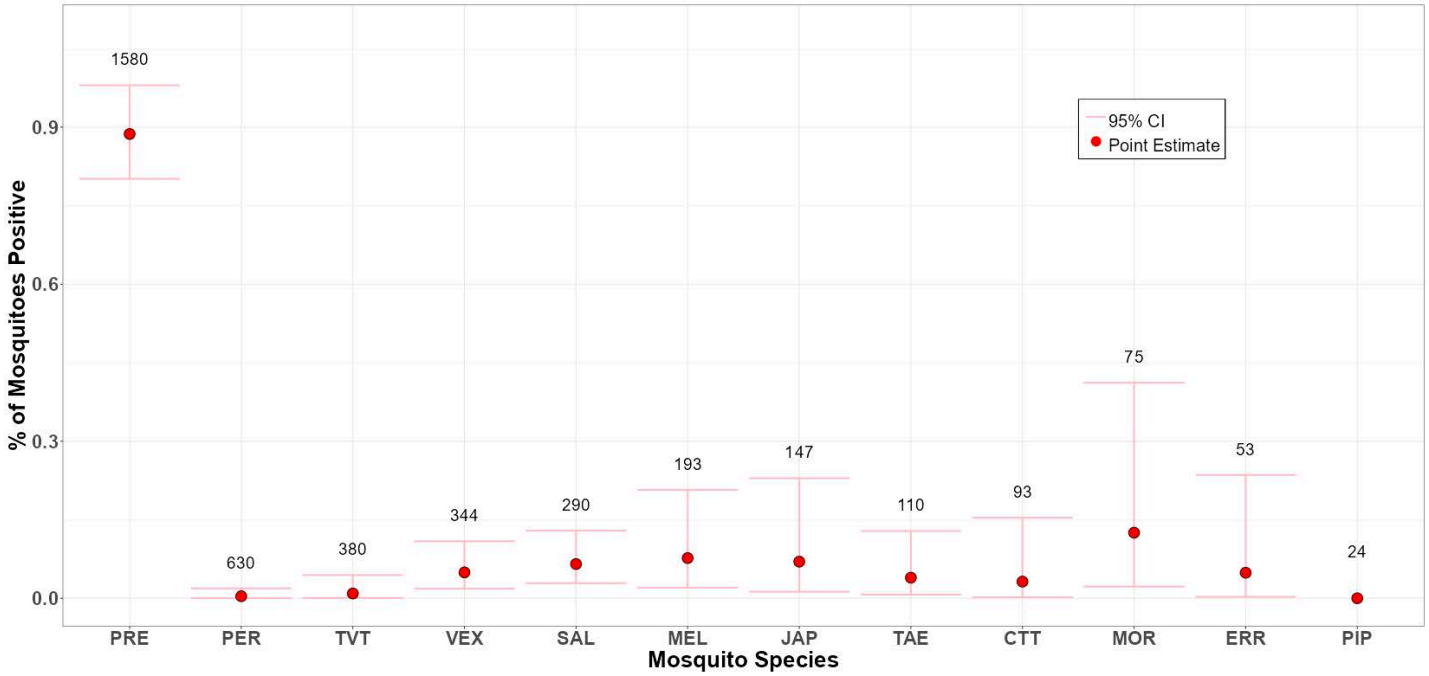

Fig 4. Year-to-date summary of estimated West Nile virus mosquito positivity* by mosquito species. Numbers above each 95% confidence interval (CI) represent the total number of pools tested. 95% confidence intervals are not shown if a species has no positive mosquitoes and fewer than 25 pools tested (yearly) or 10 pools tested (weekly).

Abbreviation	Species	Abbreviation	Species	Abbreviation	Species	Abbreviation	Species
ALB	Ae. albopictus	MEL	Cs. melanura	ABP	Ae. abserratus-punctor	JAP	Ae. japonicus
CIN	Ae. cinereus	MOR	Cs. morsitans	AUR	Ae. aurifer	PRO	Ae. provocans
VEX	Ae. vexans	ERR	Cx. erraticus	CAN	Ae. canadensis	SOL	Ae. sollicitans
BAR	An. barberi	PIP	Cx. pipiens	CTT	Ae. cantator	STC	Ae. sticticus
QUA	An. quadrimaculatus	PRE	Cx. pipiens-restuans	CGR	Ae. communis gr.	SEF	Ae. stimulans gr.
AN	An. species	RES	Cx. restuans	EXC	Ae. excrucians	TAE	Ae. taeniorhynchus
WAK	An. walkeri	SAL	Cx. salinarius	GRO	Ae. grossbecki	TRI	Ae. triseriatus
PER	Cq. perturbans	TER	Cx. territans	INT	Ae. intrudens	TVT	Ae. trivittatus

* Estimated WNV mosquito percent positivity is calculated with the CDC pool infection rate calculator. Percent WNV positivity estimates the number of WNV-infected mosquitoes for each mosquito species. Only PRE, PIP, MEL, and SAL, or other species with positive results, are shown.

Estimate of Eastern Equine Encephalitis Virus-Positive Mosquitoes by Species

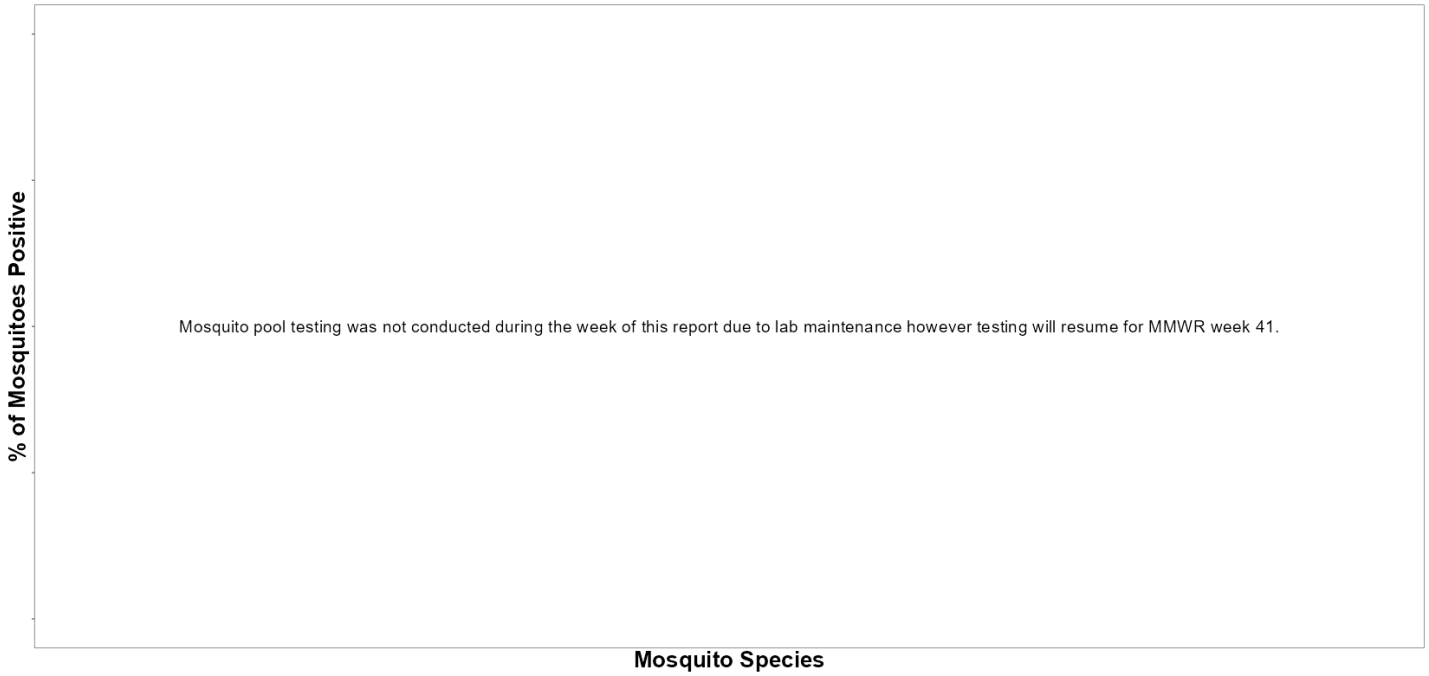

Fig 5. Weekly summary of estimated eastern equine encephalitis virus mosquito positivity* by mosquito species. Numbers above each 95% confidence interval (CI) represent the total number of pools tested. 95% confidence intervals are not shown if a species has no positive mosquitoes and fewer than 25 pools tested (yearly) or 10 pools tested (weekly).

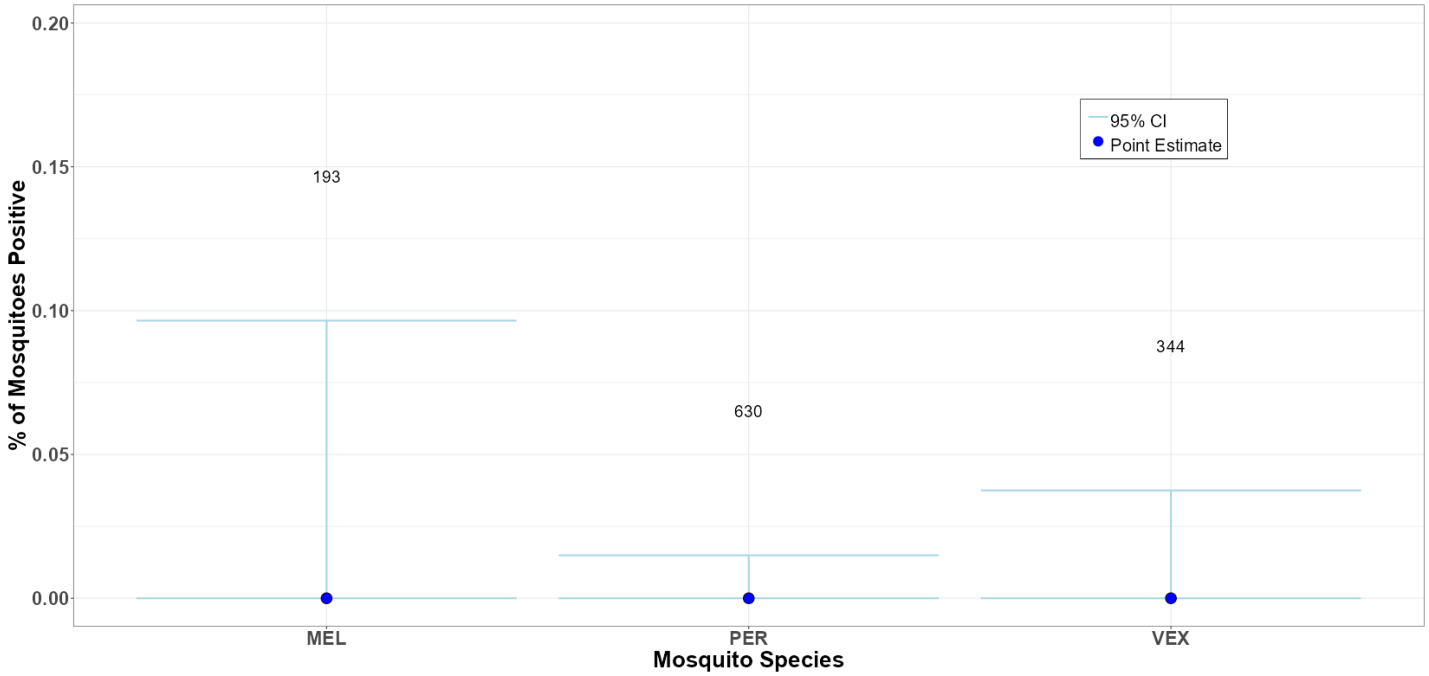

Fig 6. Year-to-date summary of estimated eastern equine encephalitis virus mosquito positivity* by mosquito species. Numbers above each 95% confidence interval (CI) represent the total number of pools tested. 95% confidence intervals are not shown if a species has no positive mosquitoes and fewer than 25 pools tested (yearly) or 10 pools tested (weekly).

Abbreviation	Species	Abbreviation	Species	Abbreviation	Species	Abbreviation	Species
ALB	Ae. albopictus	PER	Cq. perturbans	TER	Cx. territans	INT	Ae. intrudens
CIN	Ae. cinereus	MEL	Cs. melanura	ABP	Ae. abserratus-punctor	JAP	Ae. japonicus
VEX	Ae. vexans	MOR	Cs. morsitans	AUR	Ae. aurifer	PRO	Ae. provocans
BAR	An. barberi	ERR	Cx. erraticus	CAN	Ae. canadensis	SOL	Ae. sollicitans
PUN	An. punctipennis	PIP	Cx. pipiens	CTT	Ae. cantator	STC	Ae. sticticus
QUA	An. quadrimaculatus	PRE	Cx. pipiens-restuans	CGR	Ae. communis gr.	SEF	Ae. stimulans gr.
AN	An. species	RES	Cx. restuans	EXC	Ae. excrucians	TAE	Ae. taeniorhynchus
WAK	An. walkeri	SAL	Cx. salinarius	GRO	Ae. grossbecki	TRI	Ae. triseriatus

* Estimated EEEV mosquito percent positivity is calculated with the CDC pool infection rate calculator. Percent EEEV positivity estimates the number of EEEV-infected mosquitoes for each mosquito species. Only MEL, PER, and VEX, or other species with positive results, are shown.

Seasonality of Human Cases

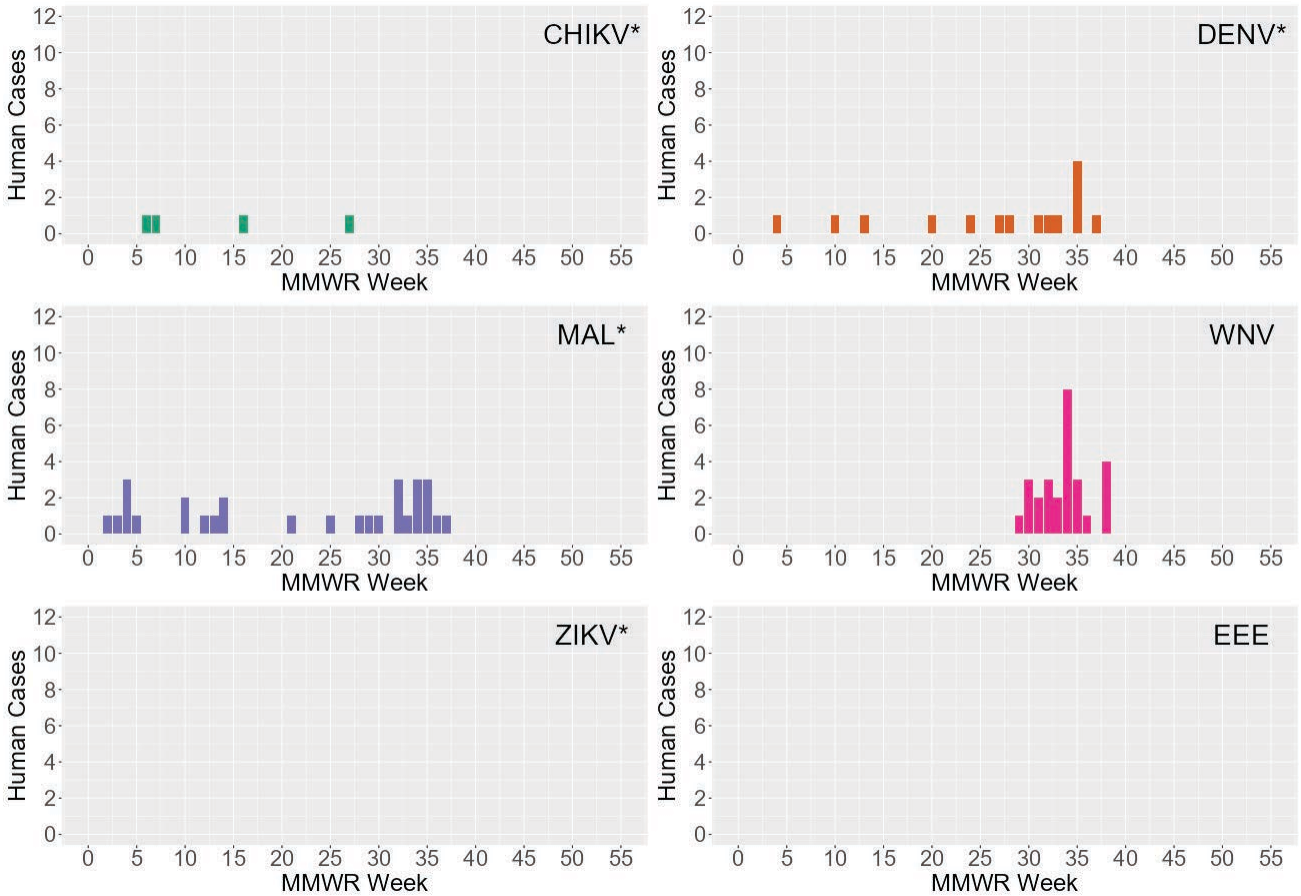

Fig 7. Seasonal patterns of human vector-borne disease cases (excluding NYC)†

* No cases of local mosquito-borne transmission; all cases to date are travel-related.

† An MMWR week is a standardized epidemiological week used by the CDC's Morbidity and Mortality Weekly Report (MMWR) (https://www.cdc.gov/mmwr/index.html) for consistent tracking of public health data, defined by specific rules (https://ndc.services.cdc.gov/wp-content/uploads/MMWR_week_overview.pdf) that ensure comparability year-to-year, with weeks numbered 1-53. Cases are assigned to MMWR Week based on a prioritized list of dates associated with their case investigation to best convey timing and risk of exposure. Not all dates are available for all cases due to a variety of factors involved in case investigation. When available, the following dates are prioritized when assigning a case to a specific MMWR Week in this order: symptom onset date, diagnosis date, report date, and investigation start date.

United States Mosquito-borne Disease Surveillance and Other Information

Current and historic nationwide surveillance information on mosquito-borne illnesses in the United States can be found at: (https://www.cdc.gov/fight-the-bite/at-risk/index.html)

- Specific information about WNV, including statistics and maps, can be found at: (http://www.cdc.gov/westnile/)
- Specific information about EEEv, including statistics and maps, can be found at: (http://www.cdc.gov/EasternEquineEncephalitis)
- Specific information about Zika virus, including statistics and maps of areas with active mosquito-borne transmission of Zika virus can be found at: (http://www.cdc.gov/zika/)
- Specific information about chikungunya virus, including statistics and maps, can be found at: (http://www.cdc.gov/chikungunya/)
- Specific information about dengue fever, including statistics and maps, can be found at can be at: (http://www.cdc.gov/dengue/)
- Specific information about malaria, including statistics and maps, can be found here at: (http://www.cdc.gov/malaria/)