

Medicaid Managed Care Advisory Review Panel (MMCARP)

(Approved 2/20/2025)

December 19, 2024
Videoconference
11:00 AM to 1:00 PM
Meeting Minutes

Panel Members: Frederick Cohen, *Chair*; Elisabeth Benjamin, *Vice Chair* (absent for 30 minutes); Kathryn Haslanger; Sheila Nelson; Joel Landau (absent-unexcused); Jay Silverman; Amber Decker (joined at noon); Frederick Riccardi; Ricardo Rivera-Cardona; Jane Velazquez.

NYS DOH Staff: Susan Montgomery; Gayle Emrich; Krysten Bissaillon; Emily Engel; Selena Hajjani; Patricia Sheppard

Presenters/Guests: Susan Montgomery, New York State Department of Health (DOH); Gayle Emrich (DOH); Emily Engel (DOH); Selena Hajjani (DOH)

Medicaid Managed Care Advisory Review Panel (MMCARP)

Agenda Items	Discussion	Action Items
Discussion and review of minutes	<p>Frederick Cohen, Chair, welcomed the panel members and announced Ricardo Rivera-Cardona's resignation from MMCARP effective December 31, 2024, and thanked him for his time on the panel. Frederick continued with roll call and as a quorum was not obtained, the meeting proceeded as informational only.</p> <p>Quorum was later achieved at 12pm during the Managed Long Term Care Program Update. Following the program update, the panel reviewed the September 19, 2024, minutes, and the quarterly report.</p>	<p>Motion: Panel approved the September 19, 2024, minutes.</p> <p>Motion: Panel approved the Quarterly Report.</p>
Social Care Networks	<p>Emily Engel, Director, Bureau of Social Care and Community Supports (NYSDOH) and Selena Hajiani, Director, Strategic Operations and Planning (NYSDOH), reported the following:</p> <ul style="list-style-type: none"> • Social Care Networks (SCN) to be carved-in to Medicaid managed care effective 1/1/2025. • For more information: Social Care Initiatives <p>If you have questions regarding Social Care Network programs, please contact us at: SDH@health.ny.gov</p>	<p>Action Item: Elisabeth requested an update on how many people are screened for SCNs once the data is available.</p> <p>DOH Response: The department will provide data once it is available.</p>
Mainstream Medicaid Managed Care Program Update	<p>Susan Montgomery, Director, Division of Health Plan Contracting and Oversight (NYSDOH), reported the following:</p> <p>Member Enrollment Statistics</p> <p>Enrollment Update Enrollment figures for all programs are included in the meeting information we sent to you.</p> <ul style="list-style-type: none"> • Enrollment Statistics • Enrollment Broker Counties- Overall Activity Report <p>Auto-assignment figures have also been provided.</p> <ul style="list-style-type: none"> • Auto Assignment Rates • Auto Assignment Rates for the SSI Population Graph 	

Medicaid Managed Care Advisory Review Panel (MMCARP)

Agenda Items	Discussion	Action Items																																										
<p>Mainstream Medicaid Managed Care Program Update</p>	<p>Total Medicaid Managed Care Enrollment</p> <div style="display: flex; justify-content: space-around; align-items: flex-start;"> <table border="1" style="border-collapse: collapse; text-align: center;"> <thead> <tr style="background-color: #e0e0e0;"> <th>Months</th> <th>Total Managed Care</th> </tr> </thead> <tbody> <tr><td>May-2024</td><td>5,185,144</td></tr> <tr><td>Jun-2024</td><td>5,107,196</td></tr> <tr><td>Jul-2024</td><td>5,089,254</td></tr> <tr><td>Aug-2024</td><td>5,070,514</td></tr> <tr><td>Sep-2024</td><td>5,056,762</td></tr> <tr><td>Oct-2024</td><td>5,068,506</td></tr> </tbody> </table> <div style="text-align: center;"> <p style="font-size: small;">Total Managed Care</p> </div> </div> <p>Mainstream Enrollment</p> <div style="display: flex; justify-content: space-around; align-items: flex-start;"> <table border="1" style="border-collapse: collapse; text-align: center;"> <thead> <tr style="background-color: #e0e0e0;"> <th>Months</th> <th>Mainstream</th> </tr> </thead> <tbody> <tr><td>May-2024</td><td>4,662,664</td></tr> <tr><td>Jun-2024</td><td>4,583,100</td></tr> <tr><td>Jul-2024</td><td>4,561,114</td></tr> <tr><td>Aug-2024</td><td>4,536,816</td></tr> <tr><td>Sep-2024</td><td>4,520,062</td></tr> <tr><td>Oct-2024</td><td>4,528,542</td></tr> </tbody> </table> <div style="text-align: center;"> <p style="font-size: small;">Mainstream</p> </div> </div> <table border="1" style="border-collapse: collapse; text-align: center;"> <thead> <tr style="background-color: #e0e0e0;"> <th>Months</th> <th>IB Duals*</th> </tr> </thead> <tbody> <tr><td>May-2024</td><td>26,508</td></tr> <tr><td>Jun-2024</td><td>25,371</td></tr> <tr><td>Jul-2024</td><td>26,195</td></tr> <tr><td>Aug-2024</td><td>26,813</td></tr> <tr><td>Sep-2024</td><td>27,044</td></tr> <tr><td>Oct-2024</td><td>26,788</td></tr> </tbody> </table> <p style="font-size: small; margin-top: 10px;">*IB Dual numbers are included in the Mainstream totals.</p>	Months	Total Managed Care	May-2024	5,185,144	Jun-2024	5,107,196	Jul-2024	5,089,254	Aug-2024	5,070,514	Sep-2024	5,056,762	Oct-2024	5,068,506	Months	Mainstream	May-2024	4,662,664	Jun-2024	4,583,100	Jul-2024	4,561,114	Aug-2024	4,536,816	Sep-2024	4,520,062	Oct-2024	4,528,542	Months	IB Duals*	May-2024	26,508	Jun-2024	25,371	Jul-2024	26,195	Aug-2024	26,813	Sep-2024	27,044	Oct-2024	26,788	
Months	Total Managed Care																																											
May-2024	5,185,144																																											
Jun-2024	5,107,196																																											
Jul-2024	5,089,254																																											
Aug-2024	5,070,514																																											
Sep-2024	5,056,762																																											
Oct-2024	5,068,506																																											
Months	Mainstream																																											
May-2024	4,662,664																																											
Jun-2024	4,583,100																																											
Jul-2024	4,561,114																																											
Aug-2024	4,536,816																																											
Sep-2024	4,520,062																																											
Oct-2024	4,528,542																																											
Months	IB Duals*																																											
May-2024	26,508																																											
Jun-2024	25,371																																											
Jul-2024	26,195																																											
Aug-2024	26,813																																											
Sep-2024	27,044																																											
Oct-2024	26,788																																											

Medicaid Managed Care Advisory Review Panel (MMCARP)

Agenda Items	Discussion	Action Items																																										
<p>Mainstream Medicaid Managed Care Program Update</p>	<p>HARP Enrollment</p> <table border="1" style="margin-bottom: 10px;"> <thead> <tr> <th>Months</th> <th>HARP</th> </tr> </thead> <tbody> <tr><td>May-2024</td><td>155,063</td></tr> <tr><td>Jun-2024</td><td>154,112</td></tr> <tr><td>Jul-2024</td><td>153,959</td></tr> <tr><td>Aug-2024</td><td>155,356</td></tr> <tr><td>Sep-2024</td><td>154,804</td></tr> <tr><td>Oct-2024</td><td>154,661</td></tr> </tbody> </table> <table border="1" style="margin-bottom: 10px;"> <thead> <tr> <th>Months</th> <th>IB Dual*</th> </tr> </thead> <tbody> <tr><td>May-2024</td><td>1,644</td></tr> <tr><td>Jun-2023</td><td>1,645</td></tr> <tr><td>Jul-2024</td><td>1,721</td></tr> <tr><td>Aug-2024</td><td>1,831</td></tr> <tr><td>Sep-2024</td><td>1,879</td></tr> <tr><td>Oct-2024</td><td>1,906</td></tr> </tbody> </table> <p>*IB Dual numbers are included in the Mainstream totals.</p> <p>HIV SNP Enrollment</p> <table border="1" style="margin-bottom: 10px;"> <thead> <tr> <th>Months</th> <th>HIV-SNP</th> </tr> </thead> <tbody> <tr><td>May-2024</td><td>16,584</td></tr> <tr><td>Jun-2024</td><td>16,672</td></tr> <tr><td>Jul-2024</td><td>16,827</td></tr> <tr><td>Aug-2024</td><td>16,936</td></tr> <tr><td>Sep-2024</td><td>17,120</td></tr> <tr><td>Oct-2024</td><td>17,243</td></tr> </tbody> </table>	Months	HARP	May-2024	155,063	Jun-2024	154,112	Jul-2024	153,959	Aug-2024	155,356	Sep-2024	154,804	Oct-2024	154,661	Months	IB Dual*	May-2024	1,644	Jun-2023	1,645	Jul-2024	1,721	Aug-2024	1,831	Sep-2024	1,879	Oct-2024	1,906	Months	HIV-SNP	May-2024	16,584	Jun-2024	16,672	Jul-2024	16,827	Aug-2024	16,936	Sep-2024	17,120	Oct-2024	17,243	
Months	HARP																																											
May-2024	155,063																																											
Jun-2024	154,112																																											
Jul-2024	153,959																																											
Aug-2024	155,356																																											
Sep-2024	154,804																																											
Oct-2024	154,661																																											
Months	IB Dual*																																											
May-2024	1,644																																											
Jun-2023	1,645																																											
Jul-2024	1,721																																											
Aug-2024	1,831																																											
Sep-2024	1,879																																											
Oct-2024	1,906																																											
Months	HIV-SNP																																											
May-2024	16,584																																											
Jun-2024	16,672																																											
Jul-2024	16,827																																											
Aug-2024	16,936																																											
Sep-2024	17,120																																											
Oct-2024	17,243																																											

Medicaid Managed Care Advisory Review Panel (MMCARP)

Agenda Items	Discussion	Action Items
<p>Mainstream Medicaid Managed Care Program Update</p>	<p>Active Expansion Review and New Applications These following (7) Plan expansions and (0) MCO transactions have been received, or remain under review since the September update:</p> <p>Active Expansion Review:</p> <ul style="list-style-type: none"> • Excellus Health Plan: submitted an application to expand their Medicaid and HARP lines of business into the counties of Cattaraugus, Cayuga, Chenango, Cortland, Delaware, Fulton, Genesee, Madison, Montgomery, Oswego, Schuyler, Tompkins, and Wyoming. Plan resubmitted their proposed provider network 4/17/23 and validation activities are underway in addition to reviews being performed by state partners. • MVP: submitted a service area expansion application for Medicaid, CHP, HARP, and EP lines of business into the counties of Broome, Chenango, Delaware, Erie, Onondaga, Oswego, Niagara, Wayne. This application is currently under review. • Anthem HP: Submitted a service area expansion for IB-Dual eligible members into the counties of Dutchess, Putnam, Ulster. • Anthem HP: Submitted a service area expansion for Medicaid, CHP, HARP, EP into the counties of Albany, Rensselaer, Saratoga, Schenectady, and Sullivan. • IHA: Submitted a service area expansion application for Medicaid and HARP into Niagara County. • United Healthcare: Submitted a service area expansion for IB-Dual eligible members into the counties of Franklin, Fulton, and St. Lawrence. • United Healthcare: Submitted a service area expansion for Medicaid, CHP, HARP, EP, IB-Dual into the counties of Hamilton, Saratoga, Schuyler, and Steuben. <p>New Applications:</p> <ul style="list-style-type: none"> • There are no new applications. 	

Medicaid Managed Care Advisory Review Panel (MMCARP)

Agenda Items	Discussion	Action Items														
Mainstream Medicaid Managed Care Program Update	<p>New Benefits/Populations & Benefit Changes</p> <p>Adding Doula Services to the Medicaid Managed Care Benefit Package:</p> <ul style="list-style-type: none"> Effective April 1, 2025, doula services will be added to the MMMC benefit package. Doula services will continue to be covered by Medicaid Fee-for-Service until April 1, 2025, for MMC plan members. <table border="1" style="width: 100%; border-collapse: collapse;"> <thead> <tr> <th style="text-align: center;">NYS Medicaid Doula Enrollment Summary</th> <th style="text-align: center;">Number of Doulas</th> </tr> </thead> <tbody> <tr> <td>Pilot Doulas Enrolled in Statewide Benefit</td> <td style="text-align: center;">44</td> </tr> <tr> <td>Received Applications (excluding returned applications)</td> <td style="text-align: center;">122</td> </tr> <tr> <td>Returned Applications</td> <td style="text-align: center;">68</td> </tr> <tr> <td>Approved Applications</td> <td style="text-align: center;">115</td> </tr> <tr> <td>Pending Applications</td> <td style="text-align: center;">7</td> </tr> <tr> <td>Total Doulas Enrolled in Statewide Benefit</td> <td style="text-align: center;">159</td> </tr> </tbody> </table> <p>Effective April 1, 2025, School Based Health Center (SBHC) services will be included in the MMC/HIV SNP benefit package:</p> <ul style="list-style-type: none"> SBHCs are a critical source of primary care, urgent medical care, and dental care for school-age children. For at least the first two years after the services are included in the benefit package, beginning April 1, 2025, MMC plans will be required to pay no less than Medicaid fee-for-service (FFS) rates for SBHC services. ➤ More information on School-Based Health Centers can be found at the following link: School-Based Health Centers. 	NYS Medicaid Doula Enrollment Summary	Number of Doulas	Pilot Doulas Enrolled in Statewide Benefit	44	Received Applications (excluding returned applications)	122	Returned Applications	68	Approved Applications	115	Pending Applications	7	Total Doulas Enrolled in Statewide Benefit	159	
NYS Medicaid Doula Enrollment Summary	Number of Doulas															
Pilot Doulas Enrolled in Statewide Benefit	44															
Received Applications (excluding returned applications)	122															
Returned Applications	68															
Approved Applications	115															
Pending Applications	7															
Total Doulas Enrolled in Statewide Benefit	159															

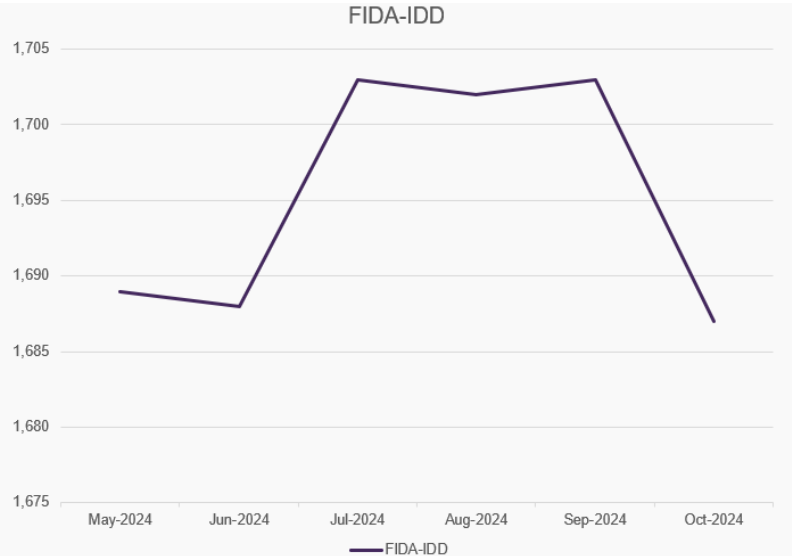
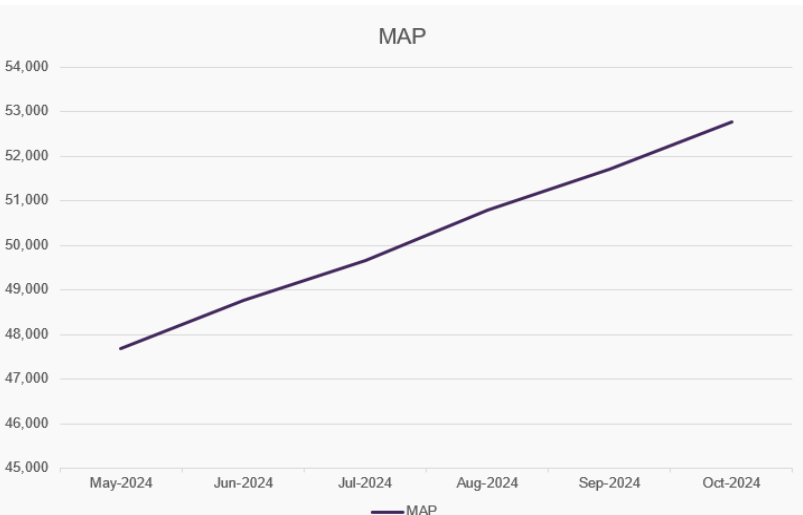
Medicaid Managed Care Advisory Review Panel (MMCARP)

Agenda Items	Discussion	Action Items
Mainstream Medicaid Managed Care Program Update	<p>Updated Medicaid Coverage of Mental Health Counseling by Licensed Clinical Social Workers and Licensed Master Social Workers Approved for Article 28 Outpatient Hospital Clinics and Free-Standing Diagnostic and Treatment Centers:</p> <ul style="list-style-type: none"> • Effectively immediately, for New York State (NYS) Medicaid fee-for-service (FFS) and Medicaid Managed Care (MMC) Plans, in accordance with changes to Public Health Law (PHL) §2807, mental health counseling provided by Licensed Clinical Social Workers (LCSWs) or Licensed Master Social Workers (LMSWs) rendered in Article 28 hospital outpatient department (OPD) clinics and free-standing diagnostic and treatment centers (D&TCs) will be expanded to include all ages and patient populations. • In an Article 28 clinic, there is no limit on the patient population that can receive treatment for services provided by Licensed Mental Health Counselors (LMHCs) or Licensed Marriage and Family Therapists (LMFTs). • More information can be found at the following link: New York State Medicaid Update - September Volume 40 - Number 10 <p>Expanded Reimbursement for Adverse Childhood Experiences Screening:</p> <ul style="list-style-type: none"> • Effective October 1, 2024, for New York State (NYS) Medicaid fee-for-service (FFS), and effective January 1, 2025, for Medicaid Managed Care (MMC), NYS Medicaid is expanding previously issued coverage for Adverse Childhood Experiences (ACEs) screening conducted in primary care settings for children and adolescents up to 21 years of age. This expansion includes adults, 21 years of age to 65 years of age. For adults, 21 years of age to 65 years of age, the screening is limited to once per lifetime. Please note: An annual ACEs screening will continue to be covered for children and adolescents up to 21 years of age, as determined appropriate and medically necessary. • More information can be found at the following link: New York State Medicaid Update - September Volume 40 - Number 10 <p>Consumer Directed Personal Assistance Program (CDPAP) Statewide Fiscal Intermediary Transition:</p> <ul style="list-style-type: none"> • Effective April 1, 2025, Public Partnership LLC (PPL) will be the single statewide Fiscal Intermediary for the Consumer Directed Personal Assistance Program (CDPAP). • Starting January and going through March 28, 2025, all individuals, and personal assistants in CDPAP will need to change to PPL. Members plan of care, hours of service, and right to choose their personal assistant will not be affected by this change. • To facilitate a smooth transition, the Department will facilitate weekly meetings with MMCPs and PPL throughout the duration of the transition. • MMCP Care Managers will maintain regular contact with CDPAP consumers to ensure services from the SFI are in place prior to April 1, 2025. Care Managers are encouraged to support this transition through direct communications with consumers, call campaigns, and additional outreach efforts. 	

Medicaid Managed Care Advisory Review Panel (MMCARP)

Agenda Items	Discussion	Action Items
Mainstream Medicaid Managed Care Program Update	<p>COVID-19 Update</p> <p>New York State (NYS) Medicaid Update- September 2024 Updates to New York State Medicaid Coverage of Coronavirus Disease:</p> <ul style="list-style-type: none"> • A special edition Medicaid update was released September 2024 regarding updates to the NYS Medicaid coverage of Coronavirus disease 2019 (COVID-19) services. • The guidance applies to COVID-19-related services delivered to NYS Medicaid fee-for-service (FFS) members and Medicaid Managed Care (MMC) enrollees after the expiration of certain provisions in the American Rescue Plan (ARP) Act on September 30, 2024, and the Public Readiness and Emergency Preparedness (PREP) Act on December 31, 2024. • The special edition Medicaid update can be found at the following link: New York State Medicaid Update - September Special Edition Volume 40 - Number 9 	
Auto-Assignment Report	<p>Gayle Emrich, Medical Assistance Specialist, Division of Health Plan Contracting & Oversight (NYSDOH) and panel members discussed the November 2024 Medicaid Managed Care Auto Assignment Report:</p> <ul style="list-style-type: none"> • In August 2024, Broome and Sullivan counties were over the 30% benchmark and the SSI population chooser samples for both counties were greater than 50 New SSI Enrollees. Both counties recovered and had Auto Assignment rates for the SSI population lower than 30% for September, October, and November 2024. • For November 2024, five (5) counties are over the benchmark rate of 30% Auto Assignment for the SSI population. All of those counties have a chooser sample of less than 50 for New SSI Enrollees. Delaware, Seneca, and Tioga have had two (2) consecutive months over the benchmark rate of 30% (see below). DOH will reach out to those counties if they do not recover from the three (3) month rolling rate. 	

Medicaid Managed Care Advisory Review Panel (MMCARP)

Agenda Items	Discussion	Action Items																												
<p>Managed Long Term Care (MLTC) Program Update</p>	<p>Susan Montgomery, Director, Division of Health Plan Contracting and Oversight (NYSDOH), reported the following:</p> <p>Managed Long Term Care Member Enrollment Statistics</p> <p>FIDA-IDD Enrollment</p> <table border="1" style="margin-bottom: 10px; border-collapse: collapse; width: 150px;"> <thead> <tr> <th style="text-align: center;">Months</th> <th style="text-align: center;">FIDA-IDD</th> </tr> </thead> <tbody> <tr><td>May-2024</td><td style="text-align: center;">1,689</td></tr> <tr><td>Jun-2024</td><td style="text-align: center;">1,688</td></tr> <tr><td>Jul-2024</td><td style="text-align: center;">1,703</td></tr> <tr><td>Aug-2024</td><td style="text-align: center;">1,702</td></tr> <tr><td>Sep-2024</td><td style="text-align: center;">1,703</td></tr> <tr><td>Oct-2024</td><td style="text-align: center;">1,687</td></tr> </tbody> </table>  <p>MAP Enrollment</p> <table border="1" style="margin-bottom: 10px; border-collapse: collapse; width: 150px;"> <thead> <tr> <th style="text-align: center;">Months</th> <th style="text-align: center;">MAP</th> </tr> </thead> <tbody> <tr><td>May-2024</td><td style="text-align: center;">47,695</td></tr> <tr><td>Jun-2024</td><td style="text-align: center;">48,767</td></tr> <tr><td>Jul-2024</td><td style="text-align: center;">49,671</td></tr> <tr><td>Aug-2024</td><td style="text-align: center;">50,798</td></tr> <tr><td>Sep-2024</td><td style="text-align: center;">51,703</td></tr> <tr><td>Oct-2024</td><td style="text-align: center;">52,755</td></tr> </tbody> </table> 	Months	FIDA-IDD	May-2024	1,689	Jun-2024	1,688	Jul-2024	1,703	Aug-2024	1,702	Sep-2024	1,703	Oct-2024	1,687	Months	MAP	May-2024	47,695	Jun-2024	48,767	Jul-2024	49,671	Aug-2024	50,798	Sep-2024	51,703	Oct-2024	52,755	
Months	FIDA-IDD																													
May-2024	1,689																													
Jun-2024	1,688																													
Jul-2024	1,703																													
Aug-2024	1,702																													
Sep-2024	1,703																													
Oct-2024	1,687																													
Months	MAP																													
May-2024	47,695																													
Jun-2024	48,767																													
Jul-2024	49,671																													
Aug-2024	50,798																													
Sep-2024	51,703																													
Oct-2024	52,755																													

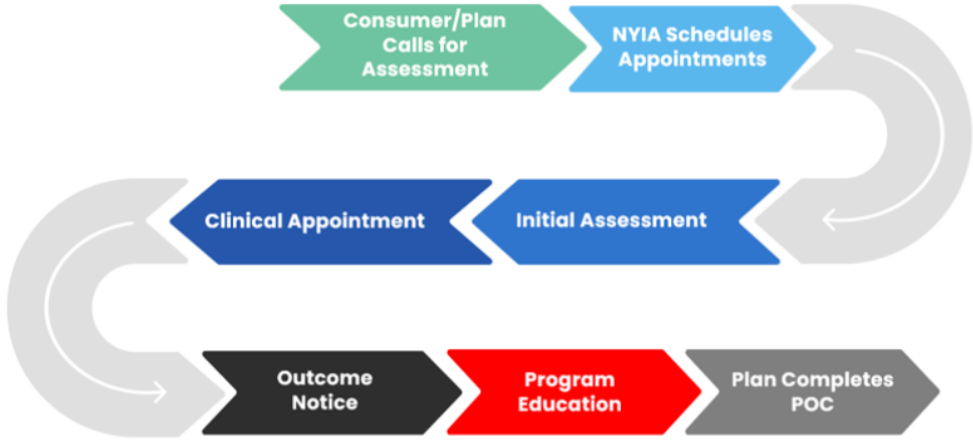
Medicaid Managed Care Advisory Review Panel (MMCARP)

Agenda Items	Discussion	Action Items																												
<p>Managed Long Term Care (MLTC) Program Update</p>	<p>MLTC Partial Enrollment</p> <table border="1" style="margin-bottom: 20px;"> <thead> <tr> <th>Months</th> <th>MLTC Partial</th> </tr> </thead> <tbody> <tr><td>May-2024</td><td>291,945</td></tr> <tr><td>Jun-2024</td><td>293,378</td></tr> <tr><td>Jul-2024</td><td>296,464</td></tr> <tr><td>Aug-2024</td><td>299,308</td></tr> <tr><td>Sep-2024</td><td>301,679</td></tr> <tr><td>Oct-2024</td><td>303,804</td></tr> </tbody> </table> <p style="text-align: center;">MLTC Partial</p> <table border="1" style="margin-bottom: 20px;"> <thead> <tr> <th>Months</th> <th>PACE</th> </tr> </thead> <tbody> <tr><td>May-2024</td><td>9,504</td></tr> <tr><td>Jun-2024</td><td>9,479</td></tr> <tr><td>Jul-2024</td><td>9,516</td></tr> <tr><td>Aug-2024</td><td>9,598</td></tr> <tr><td>Sep-2024</td><td>9,691</td></tr> <tr><td>Oct-2024</td><td>9,814</td></tr> </tbody> </table> <p style="text-align: center;">PACE</p>	Months	MLTC Partial	May-2024	291,945	Jun-2024	293,378	Jul-2024	296,464	Aug-2024	299,308	Sep-2024	301,679	Oct-2024	303,804	Months	PACE	May-2024	9,504	Jun-2024	9,479	Jul-2024	9,516	Aug-2024	9,598	Sep-2024	9,691	Oct-2024	9,814	
Months	MLTC Partial																													
May-2024	291,945																													
Jun-2024	293,378																													
Jul-2024	296,464																													
Aug-2024	299,308																													
Sep-2024	301,679																													
Oct-2024	303,804																													
Months	PACE																													
May-2024	9,504																													
Jun-2024	9,479																													
Jul-2024	9,516																													
Aug-2024	9,598																													
Sep-2024	9,691																													
Oct-2024	9,814																													

Medicaid Managed Care Advisory Review Panel (MMCARP)

Agenda Items	Discussion	Action Items
<p>Managed Long Term Care (MLTC) Program Update</p>	<p>Active MLTC Expansion Review and New Applications</p> <p>Active MAP Plans' Service Area Expansions and New MAP Applications:</p> <p>Existing MAP Plans Service Area Expansions</p> <ul style="list-style-type: none"> • <u>Village Senior Services</u> - MAP expansion for Putnam County approved for 1/1/25 • <u>Elderplan</u> – MAP expansion for 2 additional counties: Sullivan and Ulster • <u>Fidelis</u> – MAP expansion approved for 1/1/25 for 7 additional counties: Genesee, Livingston, Madison, Jefferson, Monroe, Ontario, and Wayne • <u>VNS</u>- MAP expansion for Erie and Monroe <p>New MAP Applications_(Including Behavioral Carve in readiness reviews in process)</p> <ul style="list-style-type: none"> • <u>Aetna</u> - MAP application for 1 county: Kings. • <u>Excellus</u> -MAP application for 13 counties: Broome, Herkimer, Livingston, Monroe, Oneida, Onondaga, Ontario, Otsego, Seneca, Wayne, Yates and Erie, Orleans • <u>VNA/Nascentia</u> -MAP & Article 44 applications for 15 counties: Broome, Madison, Oneida, Onondaga, Albany, Columbia, Delaware, Greene, Otsego, Rensselaer, Saratoga, Schenectady, Erie, Monroe, Niagara. • <u>iCircle</u>- MAP & Article 44 applications for 1-14 counties: Broome, Cayuga, Chenango, Cortland, Livingston, Monroe, Onondaga, Ontario, Orleans, Seneca, Steuban, Tioga, Wyoming, Yates • <u>MVP</u> -MAP application for 13 counties: Albany, Columbia, Greene, Rensselaer, Saratoga, Schenectady, Dutchess, Orange, Putnam, Rockland, Sullivan, Ulster, and Westchester <p>Partial Capitation MLTC Plans</p> <ul style="list-style-type: none"> • Kalos membership transferred to VNS 12/1/24 <p>Active PACE Applications Under DOH and CMS Review for 2024- 2025</p> <ul style="list-style-type: none"> • <u>Hudson Headwaters</u>- new PACE application for partial zip codes in 3 counties: Saratoga, Washington and Warren. • <u>Lucida</u>- new PACE application in 1 county: Queens. • <u>RiverSpring/Riseboro</u>- new PACE Article 44 application in 2 counties: Kings & Queens. • <u>Community PACE/Urban Health Plan</u>- new PACE application for 2 counties: Bronx and Queens. • <u>WellbeHealth</u>- new PACE application for 5 counties: Bronx, Kings, New York, Queens, and Richmond. • <u>Westchester PACE/Andrus on Hudson</u>- new PACE application for 1 county: Westchester • <u>Lutheran LMSI/Community Wellness Partners</u>- new PACE application to serve 64 ZIP codes in portions of 7 counties: Oneida, Madison, Herkimer, Lewis, Otsego, Chenango, and Oswego. 	

Medicaid Managed Care Advisory Review Panel (MMCARP)

Agenda Items	Discussion	Action Items
<p>Managed Long Term Care (MLTC) Program Update</p>	<p>New York Independent Assessor Program (NYIAP)</p> <p>NYIAP Background</p> <ul style="list-style-type: none"> The New York Independent Assessor Program (NYIAP) began May 16, 2022, for initial assessments for personal care and consumer directed personal assistance services and Managed Long Term Care plan eligibility. On December 1, 2022, NYIAP began conducting Immediate Need and expedited initial assessments. Note that requests for services under an Immediate Need still begin at the local departments of social services (LDSS), and the LDSS acts to coordinate the appointment scheduling through NYIAP. Reassessments (routine and non-routine) have not transitioned to NYIAP. Reassessments were scheduled to begin rollout in January 2024 but have been delayed due to stakeholder and other concerns. As of September 2024, there are no updates to this implementation timeline. Assessments for children have not transitioned to NYIAP. <p>Initial Assessment Process Flow</p>  <pre> graph TD A[Consumer/Plan Calls for Assessment] --> B[NYIA Schedules Appointments] B --> C[Clinical Appointment] C --> D[Initial Assessment] D --> E[Outcome Notice] E --> F[Program Education] F --> G[Plan Completes POC] </pre>	

Medicaid Managed Care Advisory Review Panel (MMCARP)

Agenda Items	Discussion	Action Items																																
<p>Managed Long Term Care (MLTC) Program Update</p>	<h3 style="color: #0056b3;">Immediate Needs Process Flow</h3> <p>Initial Assessments Requested and Conducted: May 2024-October 2024</p> <table border="1" style="width: 100%; border-collapse: collapse; text-align: center;"> <thead> <tr style="background-color: #0056b3; color: white;"> <th>Month</th> <th>Initial Assessment Requests</th> <th>Community Health Assessment Completed</th> <th>Practitioner Order Completed</th> </tr> </thead> <tbody> <tr> <td>May 2024</td> <td>11,618</td> <td>13,313</td> <td>12,912</td> </tr> <tr> <td>June 2024</td> <td>10,311</td> <td>11,584</td> <td>11,850</td> </tr> <tr> <td>July 2024</td> <td>11,628</td> <td>13,141</td> <td>12,547</td> </tr> <tr> <td>August 2024</td> <td>10,758</td> <td>13,054</td> <td>12,995</td> </tr> <tr> <td>September 2024</td> <td>9,778</td> <td>12,122</td> <td>12,064</td> </tr> <tr> <td>October 2024</td> <td>10,448</td> <td>13,291</td> <td>12,770</td> </tr> <tr style="font-weight: bold;"> <td>Total</td> <td>64,541</td> <td>76,505</td> <td>75,138</td> </tr> </tbody> </table>	Month	Initial Assessment Requests	Community Health Assessment Completed	Practitioner Order Completed	May 2024	11,618	13,313	12,912	June 2024	10,311	11,584	11,850	July 2024	11,628	13,141	12,547	August 2024	10,758	13,054	12,995	September 2024	9,778	12,122	12,064	October 2024	10,448	13,291	12,770	Total	64,541	76,505	75,138	
Month	Initial Assessment Requests	Community Health Assessment Completed	Practitioner Order Completed																															
May 2024	11,618	13,313	12,912																															
June 2024	10,311	11,584	11,850																															
July 2024	11,628	13,141	12,547																															
August 2024	10,758	13,054	12,995																															
September 2024	9,778	12,122	12,064																															
October 2024	10,448	13,291	12,770																															
Total	64,541	76,505	75,138																															

Medicaid Managed Care Advisory Review Panel (MMCARP)

Agenda Items	Discussion	Action Items																																																																																								
Managed Long Term Care (MLTC) Program Update	<p>NYIAP Requests by Sector: May 2024-October 2024</p> <div style="background-color: #4f81bd; color: white; text-align: center; padding: 5px; margin: 10px 0;"> Unique Count of Consumers Requesting To Begin NYIAP Process </div> <table border="1" style="width: 100%; border-collapse: collapse; margin-bottom: 10px;"> <thead> <tr style="background-color: #d9e1f2;"> <th style="text-align: left;">Request Date</th> <th style="text-align: right;">FFS</th> <th style="text-align: right;">MAINSTREAM</th> <th style="text-align: right;">HARP</th> <th style="text-align: right;">SNP</th> <th style="text-align: right;">TOTAL</th> </tr> </thead> <tbody> <tr> <td>May 2024</td> <td style="text-align: right;">7,193</td> <td style="text-align: right;">3,598</td> <td style="text-align: right;">767</td> <td style="text-align: right;">60</td> <td style="text-align: right;">11,618</td> </tr> <tr> <td>June 2024</td> <td style="text-align: right;">6,506</td> <td style="text-align: right;">3,070</td> <td style="text-align: right;">679</td> <td style="text-align: right;">56</td> <td style="text-align: right;">10,311</td> </tr> <tr> <td>July 2024</td> <td style="text-align: right;">7,208</td> <td style="text-align: right;">3,539</td> <td style="text-align: right;">795</td> <td style="text-align: right;">86</td> <td style="text-align: right;">11,628</td> </tr> <tr> <td>August 2024</td> <td style="text-align: right;">6,803</td> <td style="text-align: right;">3,201</td> <td style="text-align: right;">689</td> <td style="text-align: right;">65</td> <td style="text-align: right;">10,758</td> </tr> <tr> <td>Sept 2024</td> <td style="text-align: right;">6,237</td> <td style="text-align: right;">2,859</td> <td style="text-align: right;">620</td> <td style="text-align: right;">62</td> <td style="text-align: right;">9,778</td> </tr> <tr> <td>Oct 2024</td> <td style="text-align: right;">6,777</td> <td style="text-align: right;">2,914</td> <td style="text-align: right;">691</td> <td style="text-align: right;">66</td> <td style="text-align: right;">10,448</td> </tr> <tr style="font-weight: bold;"> <td>Total</td> <td style="text-align: right;">40,724</td> <td style="text-align: right;">19,181</td> <td style="text-align: right;">5,725</td> <td style="text-align: right;">395</td> <td style="text-align: right;">64,541</td> </tr> </tbody> </table> <p>NYIAP Call Volume: May 2024-October 2024</p> <table border="1" style="width: 100%; border-collapse: collapse;"> <thead> <tr style="background-color: #d9e1f2;"> <th colspan="5" style="text-align: center;">NYIAP Call Handling</th> </tr> <tr style="background-color: #d9e1f2;"> <th style="text-align: center;">Month</th> <th style="text-align: center;">Inbound Calls</th> <th style="text-align: center;">Abandonment Rate</th> <th style="text-align: center;">Average Answer Delay (sec)</th> <th style="text-align: center;">Average Length of call (Mins)</th> </tr> </thead> <tbody> <tr> <td>May 2024</td> <td style="text-align: center;">58,882</td> <td style="text-align: center;">3.9%</td> <td style="text-align: center;">90</td> <td style="text-align: center;">11:21</td> </tr> <tr> <td>June 2024</td> <td style="text-align: center;">55,141</td> <td style="text-align: center;">3.8%</td> <td style="text-align: center;">82</td> <td style="text-align: center;">11:34</td> </tr> <tr> <td>July 2024</td> <td style="text-align: center;">61,074</td> <td style="text-align: center;">2%</td> <td style="text-align: center;">48</td> <td style="text-align: center;">11:36</td> </tr> <tr> <td>August 2024</td> <td style="text-align: center;">56,224</td> <td style="text-align: center;">3.5%</td> <td style="text-align: center;">82</td> <td style="text-align: center;">11:57</td> </tr> <tr> <td>September 2024</td> <td style="text-align: center;">52,545</td> <td style="text-align: center;">4.6%</td> <td style="text-align: center;">111</td> <td style="text-align: center;">11:55</td> </tr> <tr> <td>October 2024</td> <td style="text-align: center;">54,946</td> <td style="text-align: center;">4.3%</td> <td style="text-align: center;">105</td> <td style="text-align: center;">11:43</td> </tr> </tbody> </table>	Request Date	FFS	MAINSTREAM	HARP	SNP	TOTAL	May 2024	7,193	3,598	767	60	11,618	June 2024	6,506	3,070	679	56	10,311	July 2024	7,208	3,539	795	86	11,628	August 2024	6,803	3,201	689	65	10,758	Sept 2024	6,237	2,859	620	62	9,778	Oct 2024	6,777	2,914	691	66	10,448	Total	40,724	19,181	5,725	395	64,541	NYIAP Call Handling					Month	Inbound Calls	Abandonment Rate	Average Answer Delay (sec)	Average Length of call (Mins)	May 2024	58,882	3.9%	90	11:21	June 2024	55,141	3.8%	82	11:34	July 2024	61,074	2%	48	11:36	August 2024	56,224	3.5%	82	11:57	September 2024	52,545	4.6%	111	11:55	October 2024	54,946	4.3%	105	11:43	
Request Date	FFS	MAINSTREAM	HARP	SNP	TOTAL																																																																																					
May 2024	7,193	3,598	767	60	11,618																																																																																					
June 2024	6,506	3,070	679	56	10,311																																																																																					
July 2024	7,208	3,539	795	86	11,628																																																																																					
August 2024	6,803	3,201	689	65	10,758																																																																																					
Sept 2024	6,237	2,859	620	62	9,778																																																																																					
Oct 2024	6,777	2,914	691	66	10,448																																																																																					
Total	40,724	19,181	5,725	395	64,541																																																																																					
NYIAP Call Handling																																																																																										
Month	Inbound Calls	Abandonment Rate	Average Answer Delay (sec)	Average Length of call (Mins)																																																																																						
May 2024	58,882	3.9%	90	11:21																																																																																						
June 2024	55,141	3.8%	82	11:34																																																																																						
July 2024	61,074	2%	48	11:36																																																																																						
August 2024	56,224	3.5%	82	11:57																																																																																						
September 2024	52,545	4.6%	111	11:55																																																																																						
October 2024	54,946	4.3%	105	11:43																																																																																						

Medicaid Managed Care Advisory Review Panel (MMCARP)

Agenda Items	Discussion	Action Items																																																																					
Managed Long Term Care (MLTC) Program Update	<p>NYIAP Offers Two Appointment Modalities</p> <table border="1" style="width: 100%; border-collapse: collapse; margin-bottom: 20px;"> <thead> <tr> <th colspan="2"></th> <th colspan="2">Oct 2024</th> <th colspan="2">Cumulative</th> </tr> <tr> <th colspan="2"></th> <th>Total</th> <th>%</th> <th>Total</th> <th>%</th> </tr> </thead> <tbody> <tr> <td rowspan="2" style="text-align: center; vertical-align: middle;">CHA</td> <td>Telehealth</td> <td style="text-align: center;">7,993</td> <td style="text-align: center;">60</td> <td style="text-align: center;">214,713</td> <td style="text-align: center;">67</td> </tr> <tr> <td>Face-to-face</td> <td style="text-align: center;">5,298</td> <td style="text-align: center;">40</td> <td style="text-align: center;">107,898</td> <td style="text-align: center;">33</td> </tr> <tr> <td rowspan="2" style="text-align: center; vertical-align: middle;">Clinical Appointment</td> <td>Telehealth</td> <td style="text-align: center;">7,607</td> <td style="text-align: center;">60</td> <td style="text-align: center;">215,936</td> <td style="text-align: center;">69</td> </tr> <tr> <td>Face-to-face</td> <td style="text-align: center;">5,163</td> <td style="text-align: center;">40</td> <td style="text-align: center;">98,500</td> <td style="text-align: center;">31</td> </tr> </tbody> </table> <p>NYIAP Variance Data: May 2024 to October 2024</p> <ul style="list-style-type: none"> Variations can be requested when the plan or LDSS has different information than the CHA. NYIAP reviews the request and conducts another CHA if deemed appropriate based on documentation provided. <table border="1" style="width: 100%; border-collapse: collapse;"> <thead> <tr> <th>Month</th> <th>Total Plan Variance Reauests</th> <th>Reviews Resulting in New CHA</th> <th>Total LDSS Variance Reauests</th> <th>Reviews Resulting in New CHA</th> </tr> </thead> <tbody> <tr> <td>May-24</td> <td style="text-align: center;">30</td> <td style="text-align: center;">18</td> <td style="text-align: center;">4</td> <td style="text-align: center;">1</td> </tr> <tr> <td>Jun-24</td> <td style="text-align: center;">33</td> <td style="text-align: center;">16</td> <td style="text-align: center;">1</td> <td style="text-align: center;">0</td> </tr> <tr> <td>Jul-24</td> <td style="text-align: center;">26</td> <td style="text-align: center;">19</td> <td style="text-align: center;">3</td> <td style="text-align: center;">2</td> </tr> <tr> <td>Aug-24</td> <td style="text-align: center;">24</td> <td style="text-align: center;">16</td> <td style="text-align: center;">5</td> <td style="text-align: center;">2</td> </tr> <tr> <td>Sep-24</td> <td style="text-align: center;">22</td> <td style="text-align: center;">12</td> <td style="text-align: center;">2</td> <td style="text-align: center;">1</td> </tr> <tr> <td>Oct-24</td> <td style="text-align: center;">22</td> <td style="text-align: center;">10</td> <td style="text-align: center;">4</td> <td style="text-align: center;">0</td> </tr> </tbody> </table>			Oct 2024		Cumulative				Total	%	Total	%	CHA	Telehealth	7,993	60	214,713	67	Face-to-face	5,298	40	107,898	33	Clinical Appointment	Telehealth	7,607	60	215,936	69	Face-to-face	5,163	40	98,500	31	Month	Total Plan Variance Reauests	Reviews Resulting in New CHA	Total LDSS Variance Reauests	Reviews Resulting in New CHA	May-24	30	18	4	1	Jun-24	33	16	1	0	Jul-24	26	19	3	2	Aug-24	24	16	5	2	Sep-24	22	12	2	1	Oct-24	22	10	4	0	
		Oct 2024		Cumulative																																																																			
		Total	%	Total	%																																																																		
CHA	Telehealth	7,993	60	214,713	67																																																																		
	Face-to-face	5,298	40	107,898	33																																																																		
Clinical Appointment	Telehealth	7,607	60	215,936	69																																																																		
	Face-to-face	5,163	40	98,500	31																																																																		
Month	Total Plan Variance Reauests	Reviews Resulting in New CHA	Total LDSS Variance Reauests	Reviews Resulting in New CHA																																																																			
May-24	30	18	4	1																																																																			
Jun-24	33	16	1	0																																																																			
Jul-24	26	19	3	2																																																																			
Aug-24	24	16	5	2																																																																			
Sep-24	22	12	2	1																																																																			
Oct-24	22	10	4	0																																																																			

Medicaid Managed Care Advisory Review Panel (MMCARP)

Agenda Items	Discussion	Action Items																																			
<p>Managed Long Term Care (MLTC) Program Update</p>	<p>NYIAP Independent Review Panel (IRP) Reviews</p> <ul style="list-style-type: none"> • IRP Review is required when a plan of care developed based on a NYIAP CHA/PO will exceed 12 hours of care, on average, per day. • IRP reviews if the plan of care is appropriate to maintain the individual safely at home. <p>*IRP requests not included in either the POC Appropriate or the POC Not Appropriate columns were deemed invalid or disregarded for reasons such as a duplicate submission or incomplete information remaining after NYIAP outreach.</p> <table border="1" style="margin: 10px auto; border-collapse: collapse; text-align: center;"> <thead> <tr> <th>Month</th> <th>Plan Requests</th> <th>LDSS Requests</th> <th>POC Appropriate</th> <th>POC Not Appropriate*</th> </tr> </thead> <tbody> <tr> <td>May-24</td> <td>8</td> <td>89</td> <td>83</td> <td>5</td> </tr> <tr> <td>Jun-24</td> <td>5</td> <td>77</td> <td>74</td> <td>2</td> </tr> <tr> <td>Jul-24</td> <td>8</td> <td>78</td> <td>73</td> <td>4</td> </tr> <tr> <td>Aug-24</td> <td>9</td> <td>76</td> <td>68</td> <td>10</td> </tr> <tr> <td>Sep-24</td> <td>6</td> <td>69</td> <td>58</td> <td>4</td> </tr> <tr> <td>Oct-24</td> <td>4</td> <td>91</td> <td>71</td> <td>9</td> </tr> </tbody> </table> <p>NYIAP Outcomes</p> <ul style="list-style-type: none"> • From May 2022 through October 2024, a total of 54,655 CHAs found the individuals did not meet the need for 120 days of service and/or NFLOC and were therefore not eligible for MLTC enrollment. • This represents approximately 17% of the total number of CHAs completed by NYIAP. • Of these, 32,129 were conducted via telehealth and 22,526 were conducted in person. 	Month	Plan Requests	LDSS Requests	POC Appropriate	POC Not Appropriate*	May-24	8	89	83	5	Jun-24	5	77	74	2	Jul-24	8	78	73	4	Aug-24	9	76	68	10	Sep-24	6	69	58	4	Oct-24	4	91	71	9	
Month	Plan Requests	LDSS Requests	POC Appropriate	POC Not Appropriate*																																	
May-24	8	89	83	5																																	
Jun-24	5	77	74	2																																	
Jul-24	8	78	73	4																																	
Aug-24	9	76	68	10																																	
Sep-24	6	69	58	4																																	
Oct-24	4	91	71	9																																	

Medicaid Managed Care Advisory Review Panel (MMCARP)

Agenda Items	Discussion	Action Items																																																																
Managed Long Term Care (MLTC) Program Update	<p>NYIAP Wait Times for Appointments</p> <table border="1" style="width: 100%; border-collapse: collapse;"> <thead> <tr> <th colspan="4" style="text-align: center;">Average Days from Initial Call to the First Appointment</th> </tr> <tr> <th style="text-align: center;">Initial Call Date</th> <th style="text-align: center;">Overall</th> <th style="text-align: center;">Telehealth</th> <th style="text-align: center;">Face to Face</th> </tr> </thead> <tbody> <tr><td style="text-align: center;">05/2024</td><td style="text-align: center;">4.42</td><td style="text-align: center;">3.08</td><td style="text-align: center;">7.76</td></tr> <tr><td style="text-align: center;">06/2024</td><td style="text-align: center;">4.39</td><td style="text-align: center;">3.2</td><td style="text-align: center;">7.3</td></tr> <tr><td style="text-align: center;">07/2024</td><td style="text-align: center;">5.03</td><td style="text-align: center;">3.86</td><td style="text-align: center;">7.83</td></tr> <tr><td style="text-align: center;">08/2024</td><td style="text-align: center;">5.14</td><td style="text-align: center;">3.96</td><td style="text-align: center;">7.88</td></tr> <tr><td style="text-align: center;">09/2024</td><td style="text-align: center;">4.32</td><td style="text-align: center;">3.14</td><td style="text-align: center;">7.0</td></tr> <tr><td style="text-align: center;">10/2024</td><td style="text-align: center;">4.09</td><td style="text-align: center;">2.91</td><td style="text-align: center;">6.54</td></tr> </tbody> </table> <table border="1" style="width: 100%; border-collapse: collapse;"> <thead> <tr> <th colspan="4" style="text-align: center;">Average Days from Initial Call to the Clinical Appointment</th> </tr> <tr> <th style="text-align: center;">Initial Call Date</th> <th style="text-align: center;">Overall</th> <th style="text-align: center;">Telehealth</th> <th style="text-align: center;">Face to Face</th> </tr> </thead> <tbody> <tr><td style="text-align: center;">05/2024</td><td style="text-align: center;">6.81</td><td style="text-align: center;">5.67</td><td style="text-align: center;">9.55</td></tr> <tr><td style="text-align: center;">06/2024</td><td style="text-align: center;">6.76</td><td style="text-align: center;">5.78</td><td style="text-align: center;">9.03</td></tr> <tr><td style="text-align: center;">07/2024</td><td style="text-align: center;">7.51</td><td style="text-align: center;">6.69</td><td style="text-align: center;">9.36</td></tr> <tr><td style="text-align: center;">08/2024</td><td style="text-align: center;">7.52</td><td style="text-align: center;">6.65</td><td style="text-align: center;">9.42</td></tr> <tr><td style="text-align: center;">09/2024</td><td style="text-align: center;">6.49</td><td style="text-align: center;">5.51</td><td style="text-align: center;">8.53</td></tr> <tr><td style="text-align: center;">10/2024</td><td style="text-align: center;">6.37</td><td style="text-align: center;">5.44</td><td style="text-align: center;">8.18</td></tr> </tbody> </table>	Average Days from Initial Call to the First Appointment				Initial Call Date	Overall	Telehealth	Face to Face	05/2024	4.42	3.08	7.76	06/2024	4.39	3.2	7.3	07/2024	5.03	3.86	7.83	08/2024	5.14	3.96	7.88	09/2024	4.32	3.14	7.0	10/2024	4.09	2.91	6.54	Average Days from Initial Call to the Clinical Appointment				Initial Call Date	Overall	Telehealth	Face to Face	05/2024	6.81	5.67	9.55	06/2024	6.76	5.78	9.03	07/2024	7.51	6.69	9.36	08/2024	7.52	6.65	9.42	09/2024	6.49	5.51	8.53	10/2024	6.37	5.44	8.18	
Average Days from Initial Call to the First Appointment																																																																		
Initial Call Date	Overall	Telehealth	Face to Face																																																															
05/2024	4.42	3.08	7.76																																																															
06/2024	4.39	3.2	7.3																																																															
07/2024	5.03	3.86	7.83																																																															
08/2024	5.14	3.96	7.88																																																															
09/2024	4.32	3.14	7.0																																																															
10/2024	4.09	2.91	6.54																																																															
Average Days from Initial Call to the Clinical Appointment																																																																		
Initial Call Date	Overall	Telehealth	Face to Face																																																															
05/2024	6.81	5.67	9.55																																																															
06/2024	6.76	5.78	9.03																																																															
07/2024	7.51	6.69	9.36																																																															
08/2024	7.52	6.65	9.42																																																															
09/2024	6.49	5.51	8.53																																																															
10/2024	6.37	5.44	8.18																																																															
Public Comment	<p>Public Comment 1: Donna Campbell- Stated that in April, NY Medicaid published a coverage policy for a new genetic test and asked how long does it take for MMC plans to cover?</p> <p>Susan Montgomery responded that if the Medicaid update did not specifically list a coverage date for MMC plans, a separate notice will typically go out for MMC. If you believe that a MMC plan is not correctly covering a service, you may reach out to the Bureau of Consumer Services at managedcarecomplaint@health.ny.gov.</p>																																																																	

Medicaid Managed Care Advisory Review Panel (MMCARP)

Agenda Items	Discussion	Action Items
Public Comment	<p>Public Comment 2: Denise Soffel- Expressed concern that Medicaid enrollment numbers have not come down post PHE. Denise asked if there is any sense of where the people leaving MMC are going and whether there's any impact on uninsured numbers in NYS?</p> <p>Frederick Cohen- Reminded everyone that there have been extensive explanations about the reenrollment process following the pandemic.</p> <p>Susan Montgomery- Explained that changes will have an impact over time, especially with initiatives such as continuous coverage for children ages 0-6, etc.</p> <p>Public Comment 3: Kathryn Carrol- who represents Association on Aging in NY, expressed concerns about CDPAS transition to a statewide Fiscal Intermediary, especially for those receiving homecare through area agencies on aging.</p>	<p>Action Item: Elisabeth requested a presentation on health plan denials by reason (e.g., no prior authorization, medical necessity, etc.).</p> <p>DOH Response: The Department will review available information and work to prepare a report for an upcoming meeting.</p>
	<p>Motion Passed: Meeting adjourned at 12:32pm.</p>	
Carryover Item from the September 2024 Meeting	<p>Carryover Item from the September 2024 Meeting:</p> <p>During the September 19, 2024, MMCARP meeting, Kathryn Haslanger requested a description of current participation and utilization for those with IDD and developmental disabilities and requested the relevant state agency response to the Guidehouse report on managed care and IDD recommendations.</p> <p><u>OPWDD Provided the Following Response:</u></p> <p>In November 2022, OPWDD contracted with Guidehouse, Inc. to independently assess New York's current developmental disabilities service delivery system. The assessment evaluated whether utilizing managed care to pay for OPWDD services could benefit the system and improve outcomes for people. This examination of managed care was based on OPWDD's Strategic Plan objective to explore ways to provide equitable access to high quality, person-centered, needs-based services.</p>	

Medicaid Managed Care Advisory Review Panel (MMCARP)

Agenda Items	Discussion	Action Items
<p>Carryover Item from the September 2024 Meeting</p>	<p>In conducting their examination of managed care, Guidehouse engaged extensively with stakeholders – both within New York and beyond – to understand current supports for people with developmental disabilities, their concerns, and what they, their family members, and service providers think about moving to a managed care payment model for services. This included:</p> <ul style="list-style-type: none"> • Participating in eight town hall and focus group sessions, including six with people with developmental disabilities, families, and natural supports, and two with providers and Care Coordination Organizations. • Issuing two separate surveys to broaden Guidehouse’s feedback from people and their loved ones, as well as the provider community; • Presenting at six stakeholder and advisory board meetings to share and receive information; • Closely communicating with leadership within OPWDD and other NYS agencies to gain understanding and perspective of expertise; • Conducting a robust literature scan, and national review of services and supports; and • Interviewing other states with managed care systems and national managed care experts. <p>With the work of Guidehouse complete, the Final Report and Recommendations that resulted from this extensive assessment process are available for the public to review. OPWDD encourages all stakeholders and anyone who is interested to read the full Guidehouse Final report, along with the plain language report summary now contained on our managed care webpage. Any additional thoughts or feedback on the Report can be submitted to ARPA.Inquiry@opwdd.ny.gov.</p> <p>Please note that no decisions on the managed care recommendations of Guidehouse are being made by OPWDD at this time.</p> <p><u>Current Utilization of Managed Care by individuals enrolled in OPWDD services (as of November 2024):</u></p> <ul style="list-style-type: none"> • Mainstream Managed Care (MMC) – 39,255 • Fully-Integrated Duals Advantage for Individuals with Intellectual and Developmental Disabilities (FIDA-IDD) – 1,708 	

Medicaid Managed Care Advisory Review Panel (MMCARP)

ACRONYMS & INITIALISMS

ABA	Applied Behavior Analysis
ADL	Activity of Daily Living
ADM	Administrative Directive Memorandum
ARPA	American Rescue Plan Act
BH	Behavioral Health
CBAA	Certified Behavior Analyst Assistant
CBLTC	Community Based Long Term Care
CBLTSS	Community Based Long Term Services and Supports
CBO	Community Based Organization
CDC	Centers for Disease Control
CDPAP	Consumer Directed Personal Assistance Program
CDPAS	Consumer Directed Personal Assistance Services
CFCO	Community First Choice Option
CFEEC	Conflict-Free Evaluation and Enrollment Center
CFTSS	Children and Family Treatment and Support Services
CHA	Community Health Assessment
CHP	Child Health Plus
CMA	Care Management Agency
CMHA	Community Mental Health Assessment
DME	Durable Medical Equipment
DOH	Department of Health
DOL	Department of Labor
D-SNP	Dual Eligible Special Needs Plans
EP	Essential Plan
FAQ	Frequently Asked Questions
FFS	Fee-for-Service
FI	Fiscal Intermediary
FIDA	Fully Integrated Duals Advantage
FIDA-IDD	Fully Integrated Duals Advantage-Individuals with Intellectual and Developmental Disabilities
FLSA	Fair Labor Standards Act
FY	Fiscal Year
HARP	Health and Recovery Plan
HCBS	Home and Community Based Services
HERO	Health Equity Regional Organization
HIV SNP	HIV Special Needs Plan
HRSN	Health-Related Social Needs

IADL	Instrumental Activity of Daily Living
IB-Dual	Integrated Benefits for Dually Eligible Enrollees
IPP	Independent Practitioner Panel
IRP	Independent Review Panel
JAC	Joint Advisory Council
LBA	Licensed Behavior Analyst
LDSS	Local Department of Social Services
LGU	Local Government Unit
LHCSA	Licensed Home Care Services Agencies
LTNHS	Long Term Nursing Home Stay
MARO	Metropolitan Area Regional Office
MCO	Managed Care Organization
MLTC	Managed Long Term Care
MMC	Medicaid Managed Care
MMCARP	Medicaid Managed Care Advisory Review Panel
MOU	Memorandum of Understanding
MRT	Medicaid Redesign Team
NHTD	Nursing Home Transition and Diversion Waiver
NYC	New York City
NYHER	New York Health Equity Reform
NYIAP	New York Independent Assessor Program
NYSDOH	New York State Department of Health
OASAS	Office of Alcoholism and Substance Abuse Services
OHIP	Office of Health Insurance Programs
OMH	Office of Mental Health
OMIG	Office of Medicaid Inspector General
OTC	Over the Counter (Drug)
PACE	Program of All-Inclusive Care for the Elderly
PCS	Personal Care Services (Medicaid State Plan)
PHIP	Population Health Improvement Program
PNDS	Provider Network Data System
POC	Plan of Care
PPS	Performing Provider System
RFP	Request for Proposals
ROS	Rest of State
RPC	Regional Planning Consortium
SBHC	School-Based Health Center

Medicaid Managed Care Advisory Review Panel (MMCARP)

SCN	Social Care Network
SDHN	Social Determinants of Health Network
SSI	Supplemental Security Income
TBI	Traumatic Brain Injury

TCM	Targeted Case Management
VBP	Value Based Payment
WIO	Workforce Investment Organizations