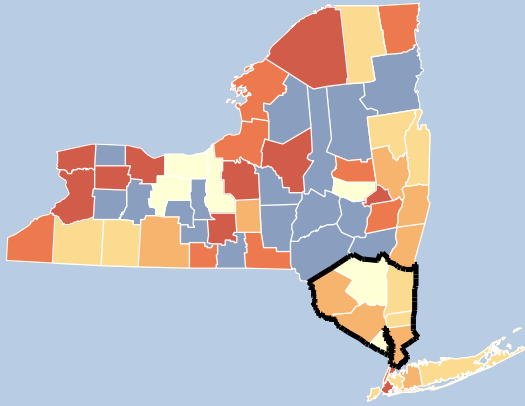



Percent of Patients with recommended care
Counties by Quintile

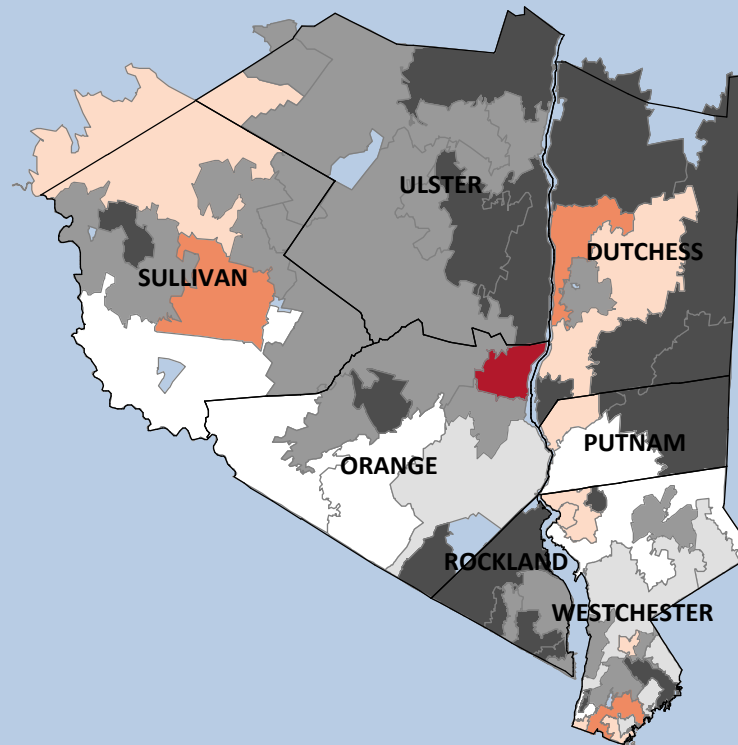


Countywide Percent



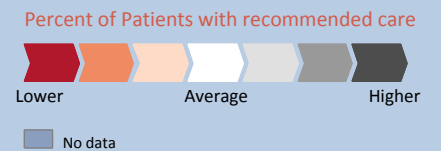
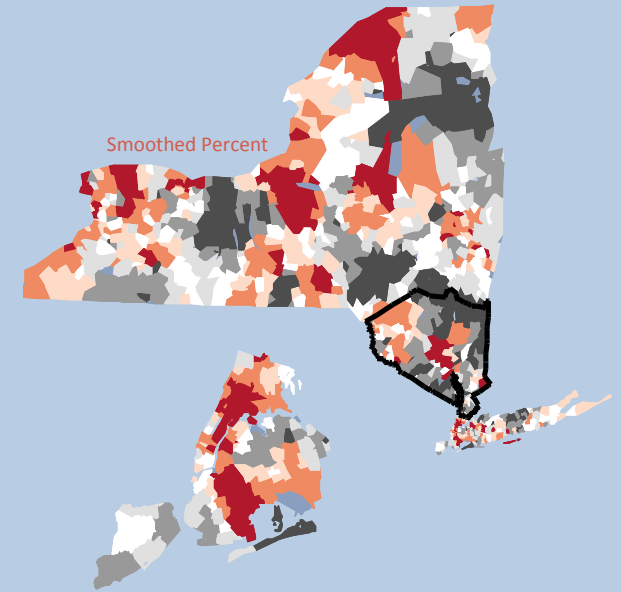
Number of recipients included in these data

Westchester	880	Ulster	151
Rockland	396	Sullivan	134
Orange	325	Putnam	41
Dutchess	317		



Mid-Hudson

Adherence to Antipsychotic Medications for People Living With Schizophrenia



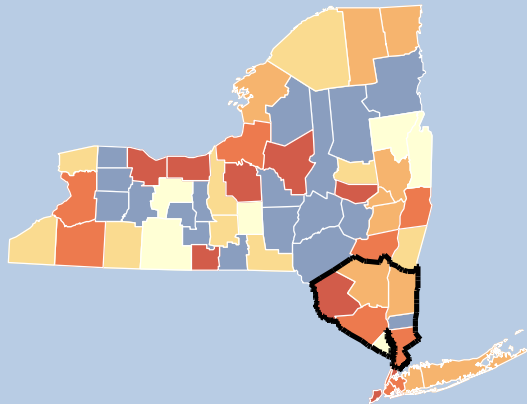
Delivery System Reform Incentive Payment Domain 3: Clinical Improvement Metrics A. Behavioral Health

Healthcare Effectiveness Data & Information Set (HEDIS), Medicaid Recipients, 2012

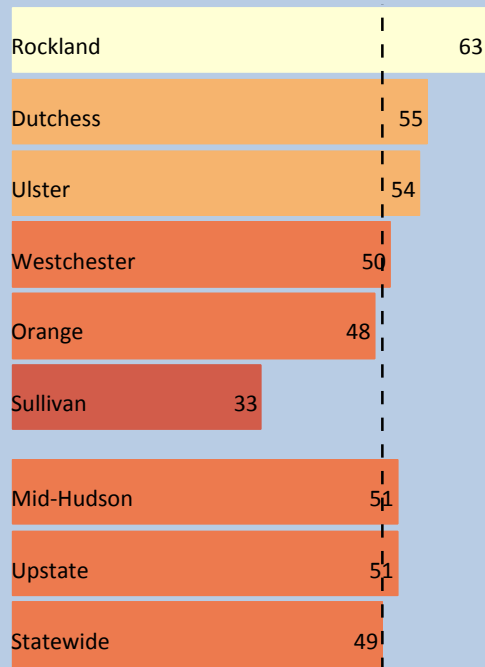
The percentage of recipients living with schizophrenia, ages 19 to 64 years, during the measurement year who were dispensed and remained on an antipsychotic medication for at least 80% of their treatment period.

*ZIP Codes combined so at least 30 recipients are included in areas.
Data Source Office of Quality and Patient Safety, 2014
Created by Office of Health Systems Management, NYSDOH*

Percent of Patients with recommended care
Counties by Quintile

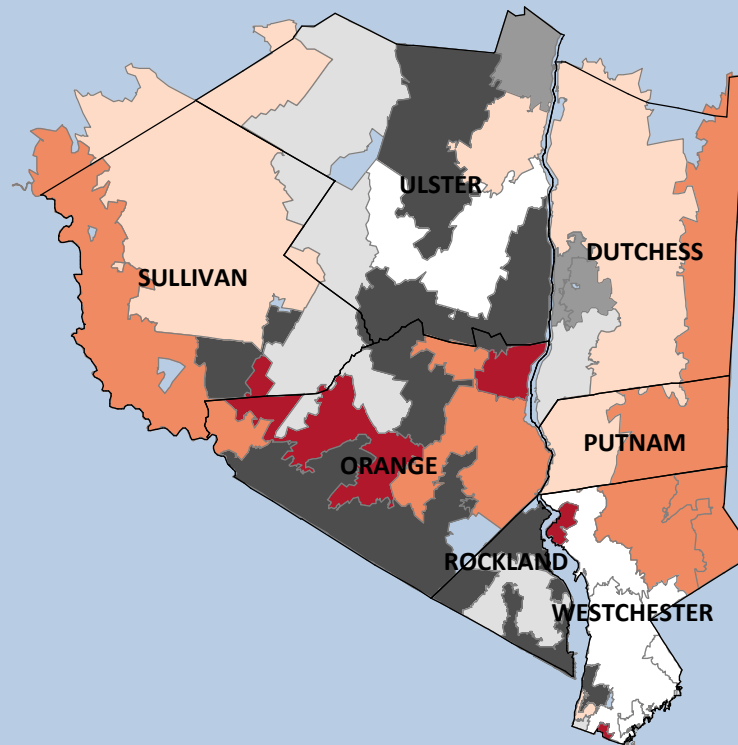


Countywide Percent

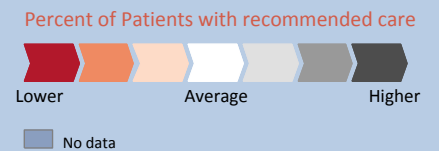
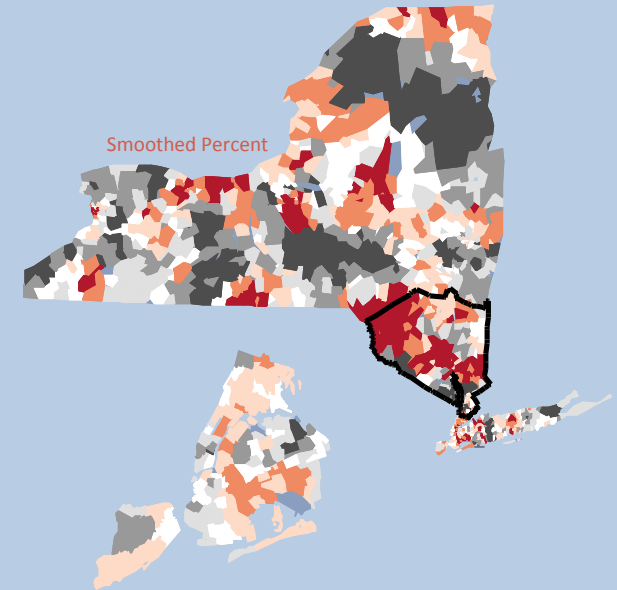


Number of recipients included in these data

Westchester	440	Rockland	90
Dutchess	164	Sullivan	39
Orange	150	Putnam	<30
Ulster	96		



Mid-Hudson Antidepressant Medication Management - Effective Treatment for Acute Phase



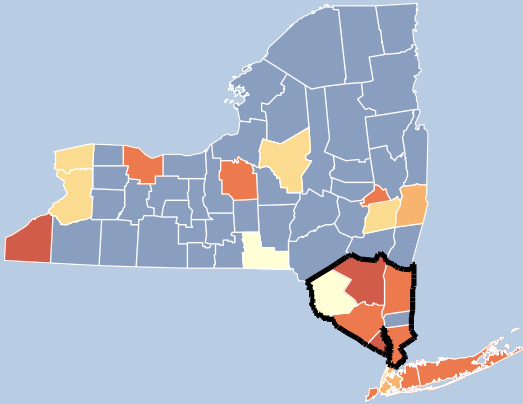
Delivery System Reform Incentive Payment Domain 3: Clinical Improvement Metrics A. Behavioral Health

Healthcare Effectiveness Data & Information Set
(HEDIS), Medicaid Recipients, 2012

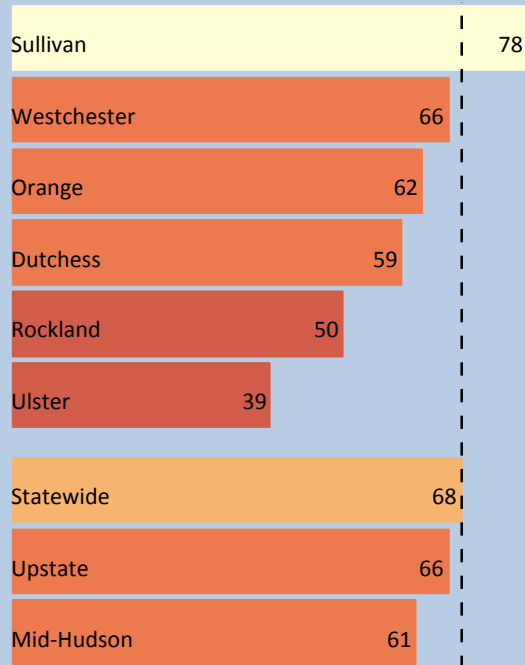
The percentage of recipients who remained on antidepressant medication during the entire 12-week acute treatment phase.

*ZIP Codes combined so at least 30 recipients are included in areas.
Data Source Office of Quality and Patient Safety, 2014
Created by Office of Health Systems Management, NYSDOH*

Percent of Patients with recommended care
Counties by Quintile

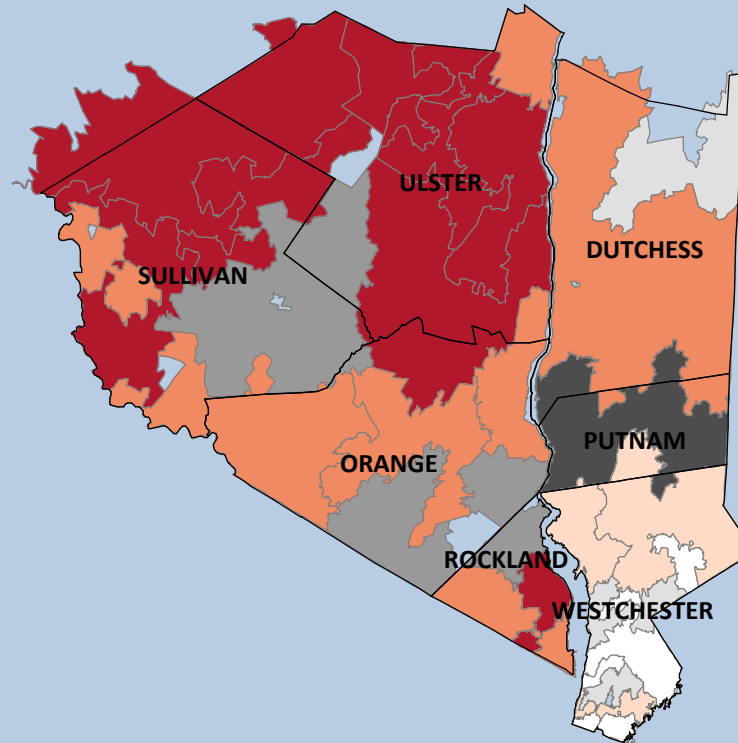


Countywide Percent



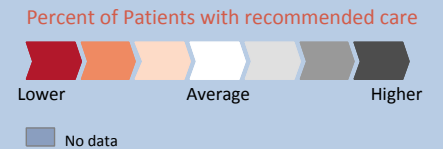
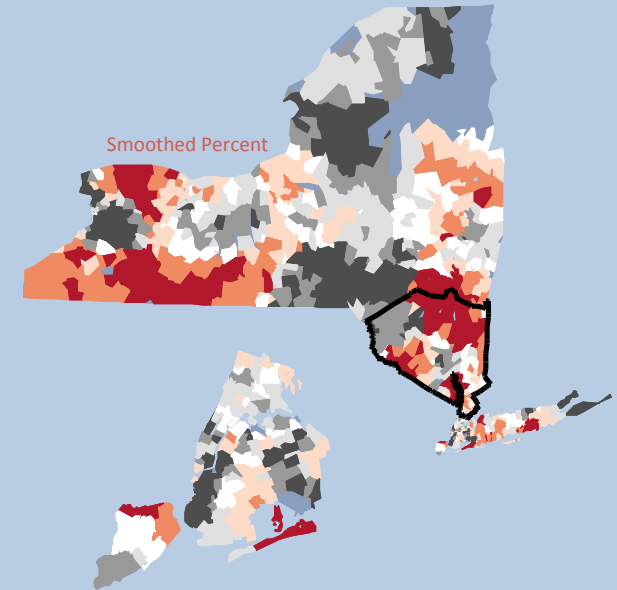
Number of recipients included in these data

Westchester	208	Ulster	36
Rockland	101	Sullivan	32
Dutchess	88	Putnam	<30
Orange	76		



Mid-Hudson

Diabetes Monitoring for People Living With Diabetes and Schizophrenia



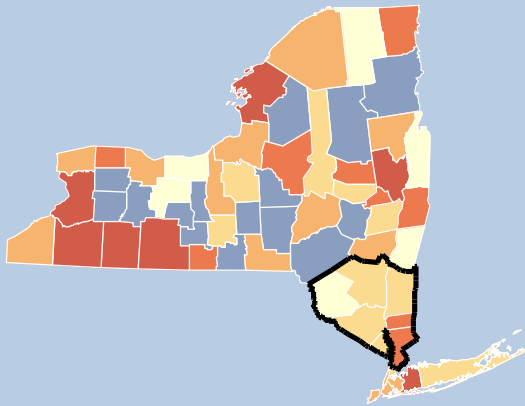
Delivery System Reform Incentive Payment Domain 3: Clinical Improvement Metrics A. Behavioral Health

Healthcare Effectiveness Data & Information Set
(HEDIS), Medicaid Recipients, 2012

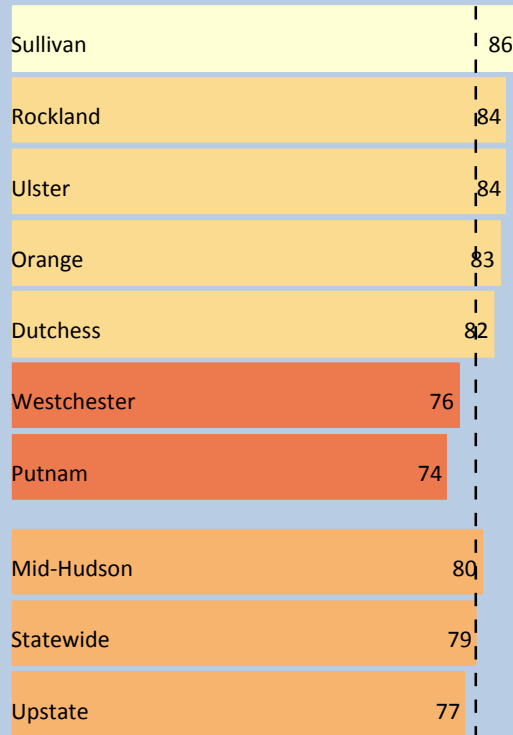
The percentage of recipients living with schizophrenia and diabetes, ages 18 to 64 years, who had both an LDL-C test and an HbA1c test during the measurement year.

*ZIP Codes combined so at least 30 recipients are included in areas.
Data Source Office of Quality and Patient Safety, 2014
Created by Office of Health Systems Management, NYSDOH*

Percent of Patients with recommended care
Counties by Quintile

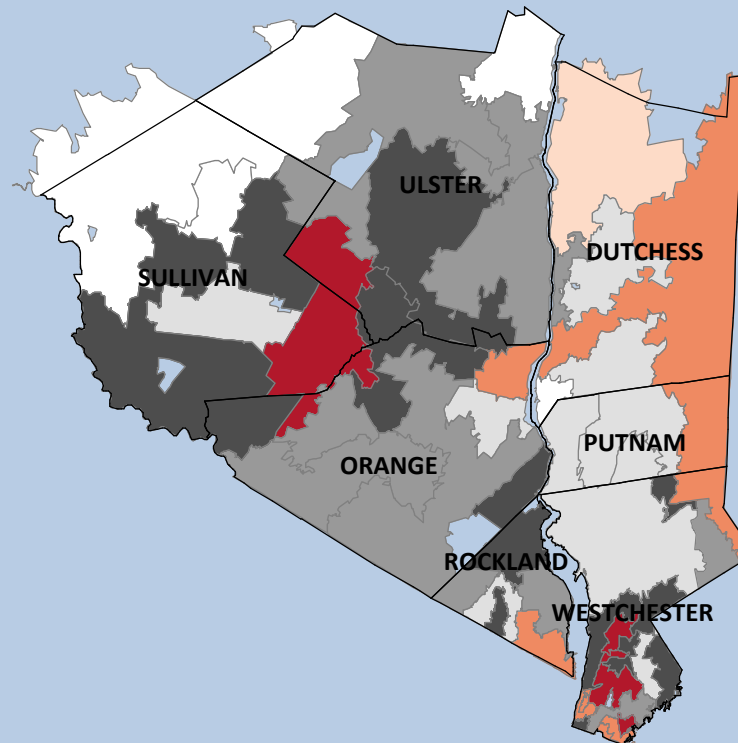


Countywide Percent

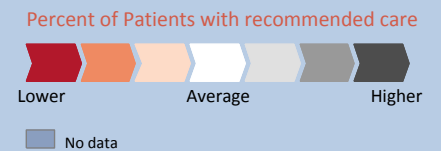
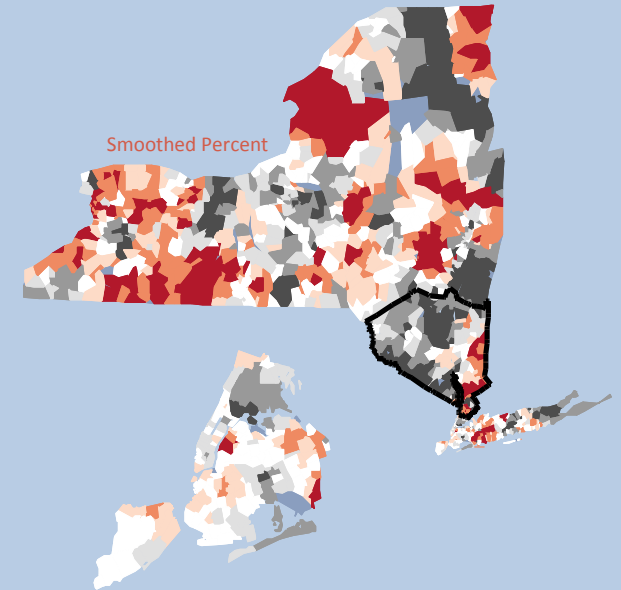


Number of recipients included in these data

Westchester	659	Ulster	150
Dutchess	290	Sullivan	85
Rockland	240	Putnam	31
Orange	212		



Mid-Hudson Diabetes Screening for People Living With Schizophrenia or Bipolar Disorder Who Are



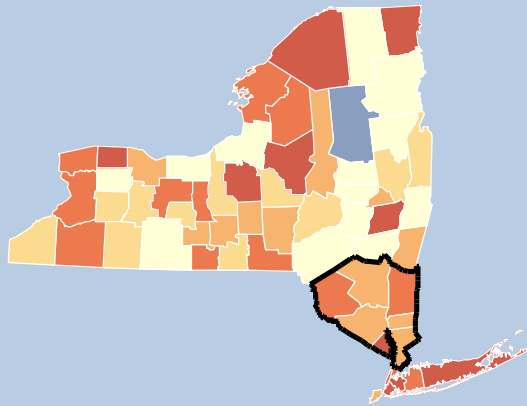
Delivery System Reform Incentive Payment Domain 3: Clinical Improvement Metrics A. Behavioral Health

Healthcare Effectiveness Data & Information Set
(HEDIS), Medicaid Recipients, 2012

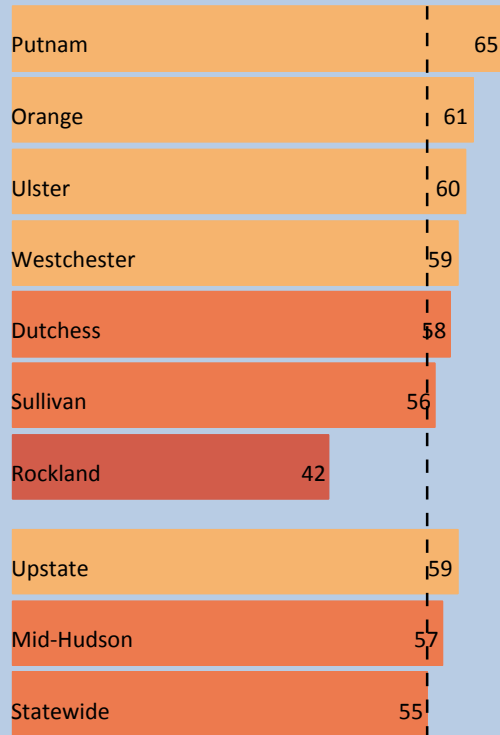
The percentage of recipients living with schizophrenia or bipolar disorder, ages 18 to 64 years, who were dispensed an antipsychotic medication and had a diabetes screening test during the measurement year.

*ZIP Codes combined so at least 30 recipients are included in areas.
Data Source Office of Quality and Patient Safety, 2014
Created by Office of Health Systems Management, NYSDOH*

Percent of Patients with recommended care
Counties by Quintile



Countywide Percent

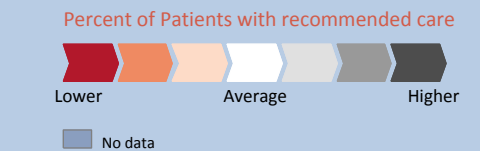
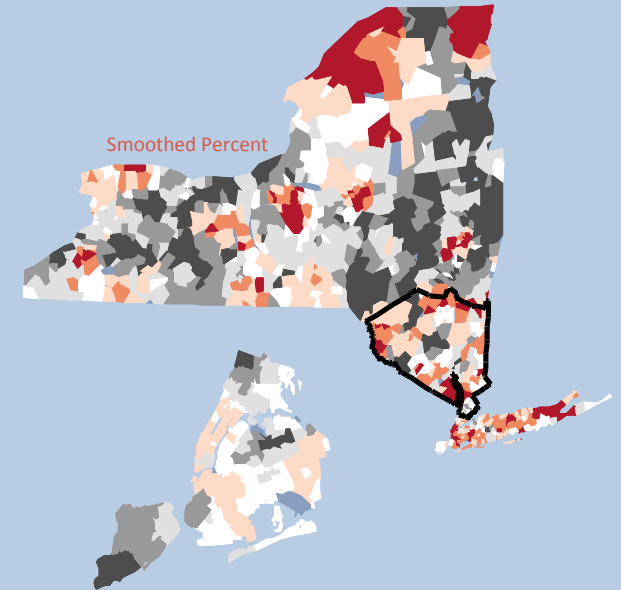
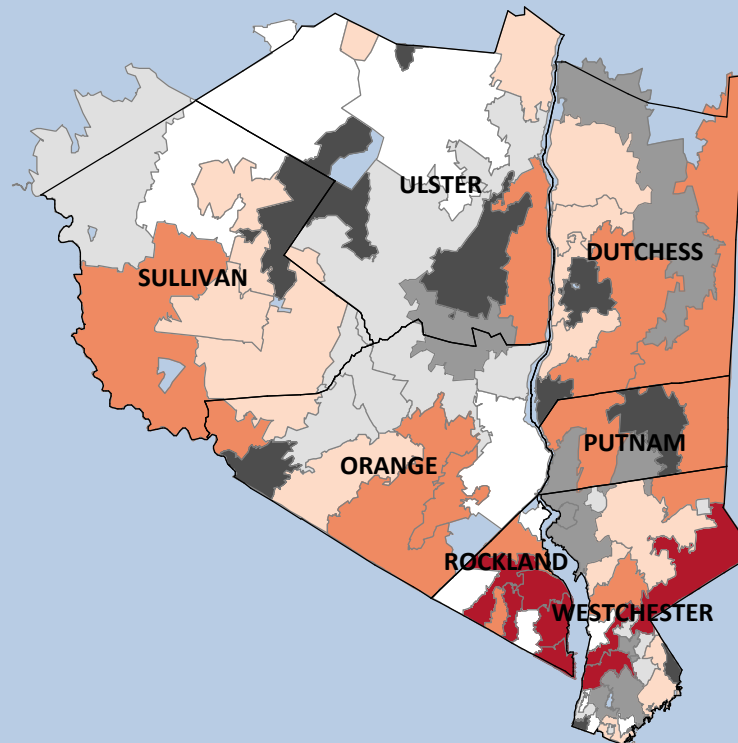


Number of recipients included in these data

Westchester	1,632	Ulster	389
Orange	568	Sullivan	218
Dutchess	501	Putnam	98
Rockland	436		

Mid-Hudson

Follow-up After Hospitalization for Mental Illness within 30 Days



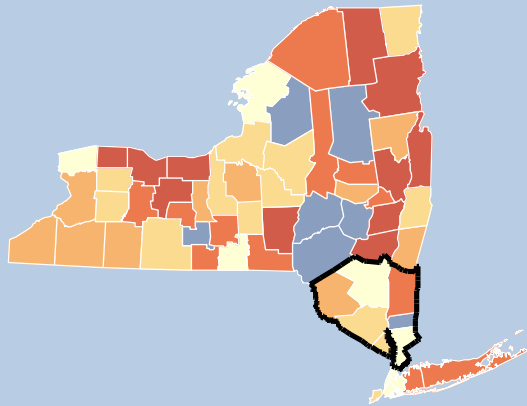
Delivery System Reform Incentive Payment Domain 3: Clinical Improvement Metrics A. Behavioral Health

Healthcare Effectiveness Data & Information Set
(HEDIS), Medicaid Recipients, 2012

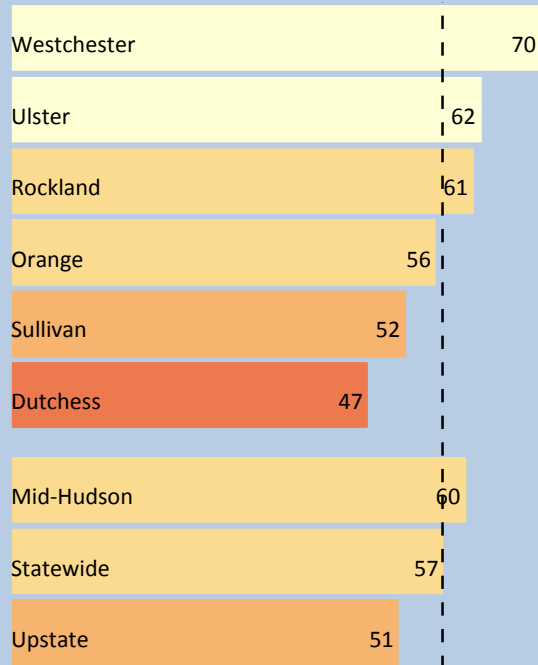
The percentage of recipients who were seen on an ambulatory basis or who were in intermediate treatment with a mental health provider within 30 days of discharge following a mental health related admission.

ZIP Codes combined so at least 30 recipients are included in areas.
Data Source Office of Quality and Patient Safety, 2014
Created by Office of Health Systems Management, NYSDOH

Percent of Patients with recommended care
Counties by Quintile



Countywide Percent

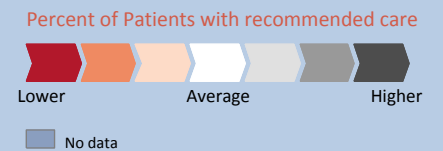
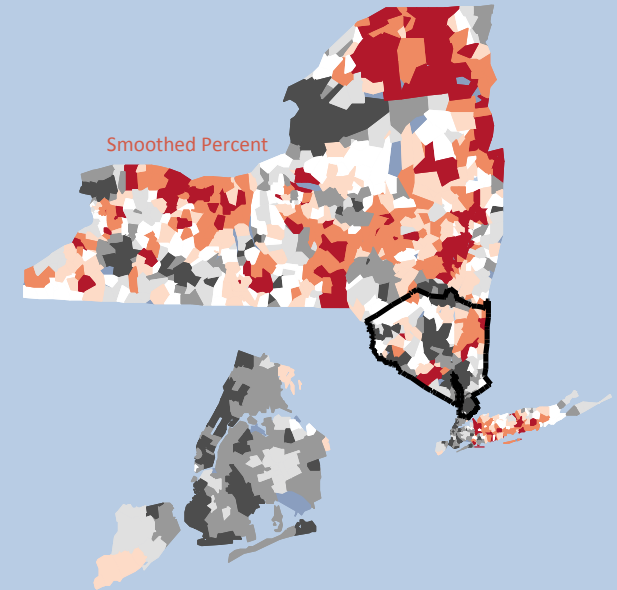
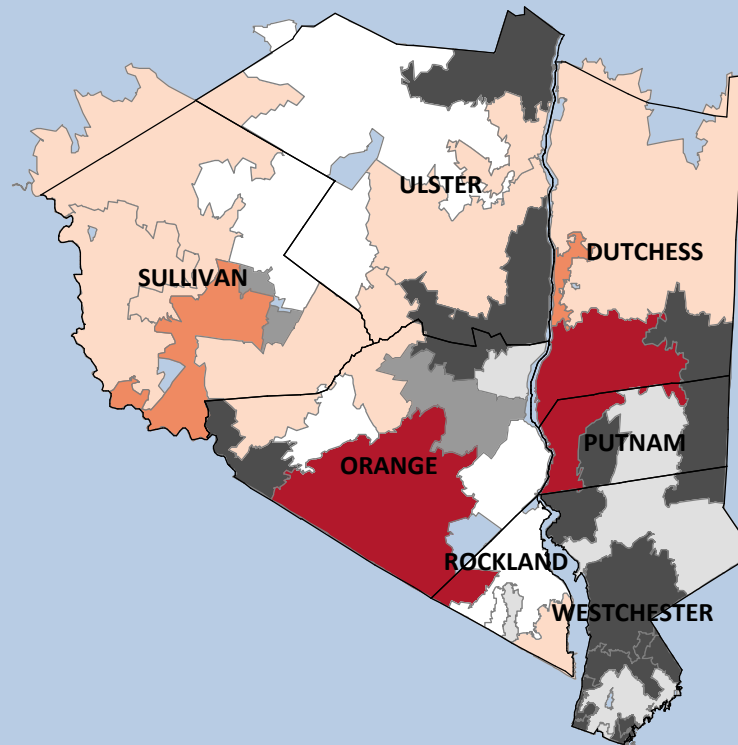


Number of recipients included in these data

Westchester	415	Ulster	156
Orange	243	Sullivan	93
Rockland	168	Putnam	<30
Dutchess	167		

Mid-Hudson

Follow-Up Care for Children Prescribed ADHD Medication- Initiation Phase



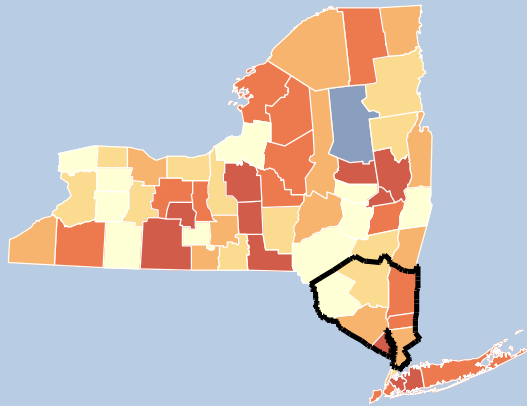
Delivery System Reform Incentive Payment Domain 3: Clinical Improvement Metrics A. Behavioral Health

Healthcare Effectiveness Data & Information Set
(HEDIS), Medicaid Recipients, 2012

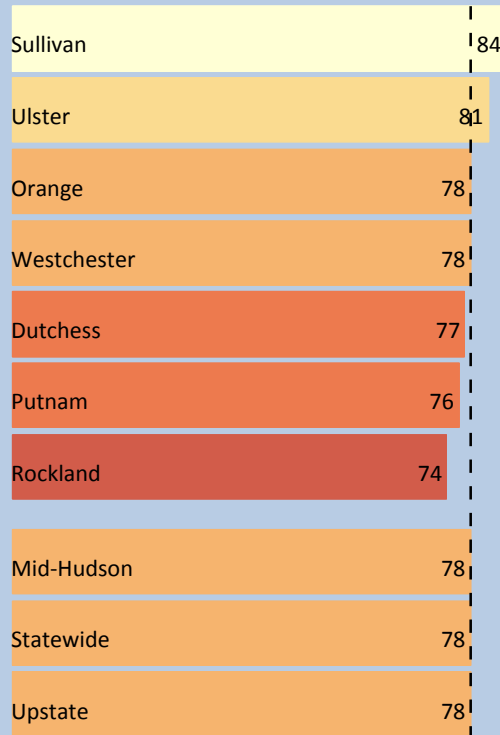
The percentage of children with a new prescription for ADHD medication and who had one follow-up visit with a practitioner within the 30 days after starting the medication.

ZIP Codes combined so at least 30 recipients are included in areas.
Data Source Office of Quality and Patient Safety, 2014
Created by Office of Health Systems Management, NYSDOH

Percent of Patients with recommended care
Counties by Quintile

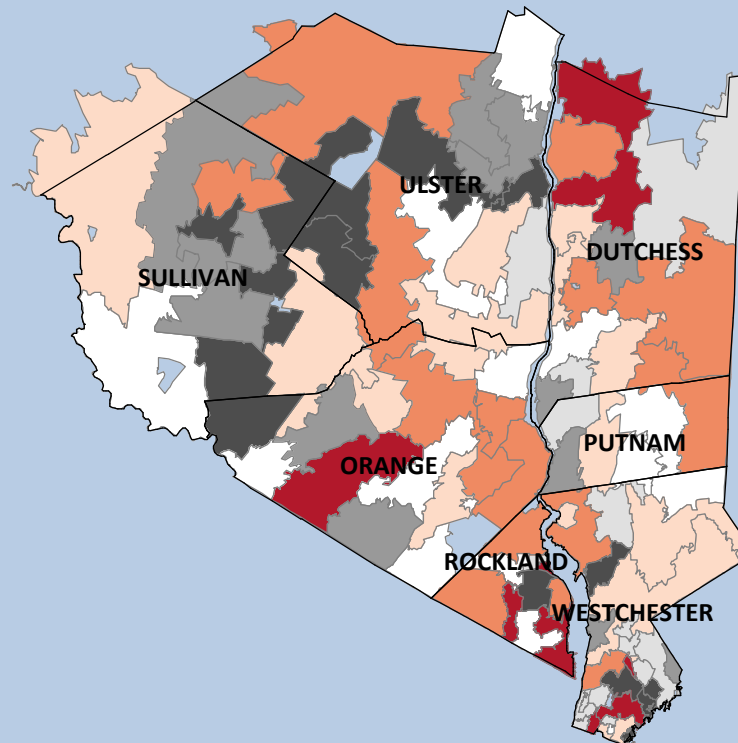


Countywide Percent

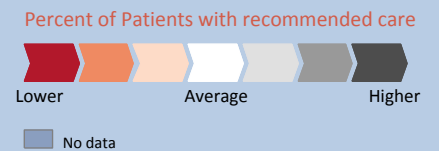
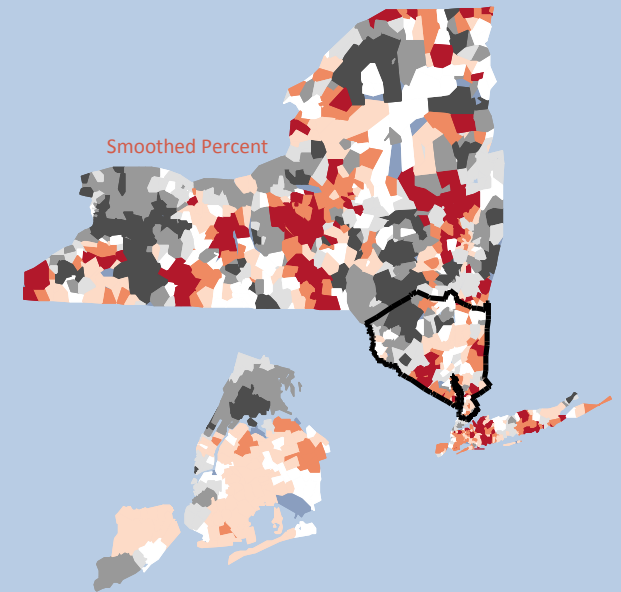


Number of recipients included in these data

Westchester	2,649	Rockland	494
Orange	1,251	Sullivan	489
Ulster	901	Putnam	163
Dutchess	897		



Mid-Hudson Initiation of Alcohol and Other Drug Dependence Treatment



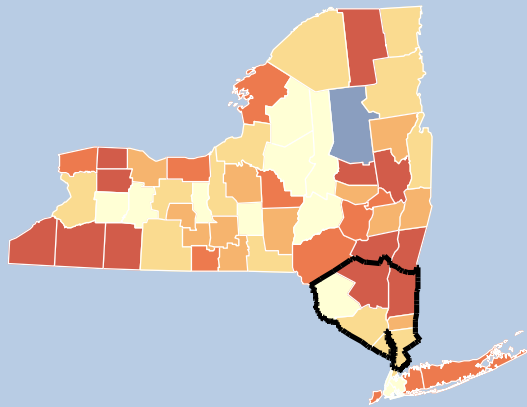
Delivery System Reform Incentive Payment Domain 3: Clinical Improvement Metrics A. Behavioral Health

Healthcare Effectiveness Data & Information Set
(HEDIS), Medicaid Recipients, 2012

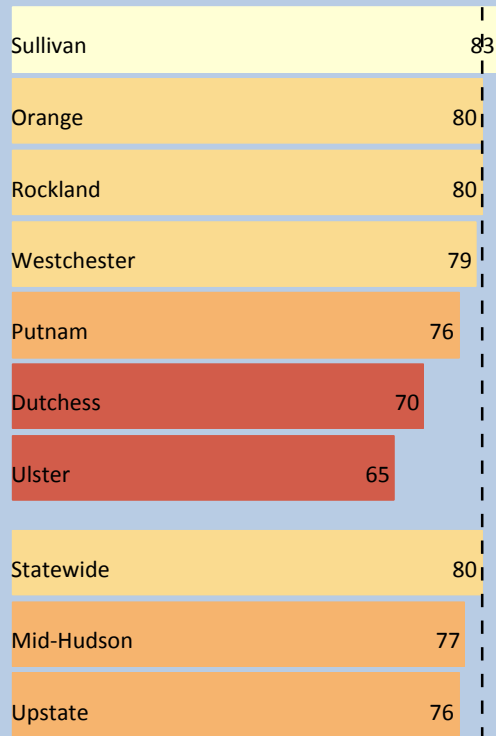
The percentage of recipients who initiated treatment within 14 days of the diagnosis after the first new episode of alcohol or drug dependence, .

*ZIP Codes combined so at least 30 recipients are included in areas.
Data Source Office of Quality and Patient Safety, 2014
Created by Office of Health Systems Management, NYSDOH*

Percent of Patients with recommended care
Counties by Quintile



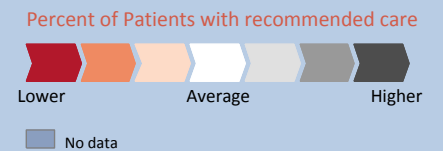
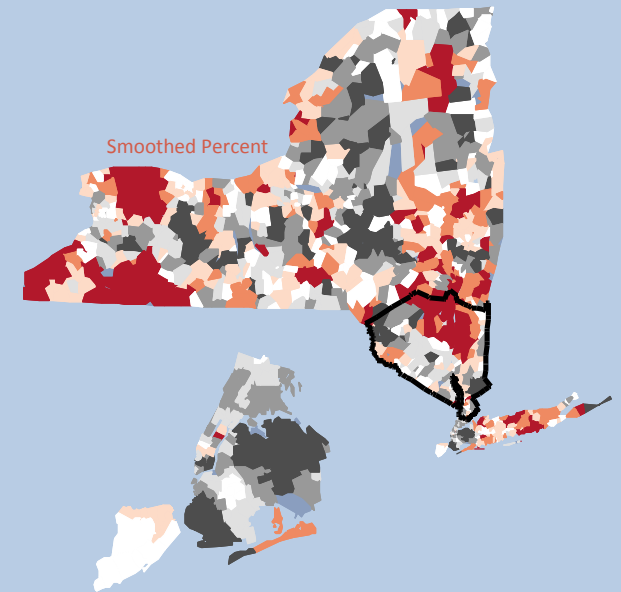
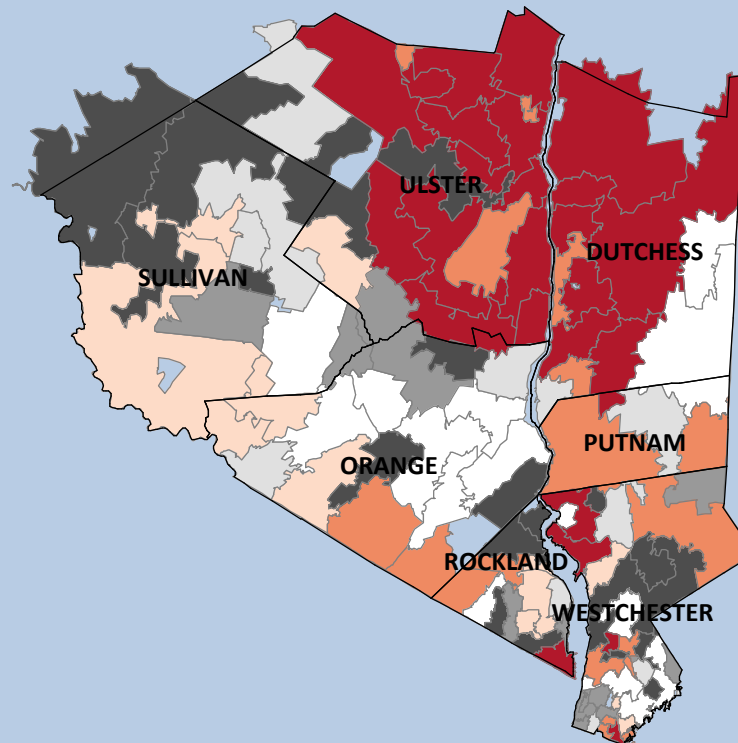
Countywide Percent



Number of recipients included in these data

Westchester	5,133	Ulster	1,000
Orange	2,067	Sullivan	554
Rockland	1,790	Putnam	136
Dutchess	1,120		

Mid-Hudson Comprehensive Diabetes Care HbA1c Testing



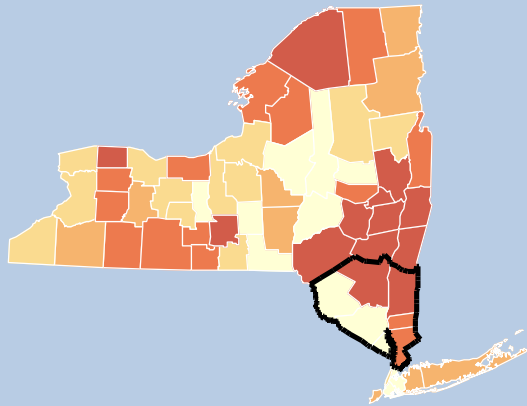
Delivery System Reform Incentive Payment Domain 3: Clinical Improvement Metrics C. Diabetes

Healthcare Effectiveness Data & Information Set
(HEDIS), Medicaid Recipients, 2012

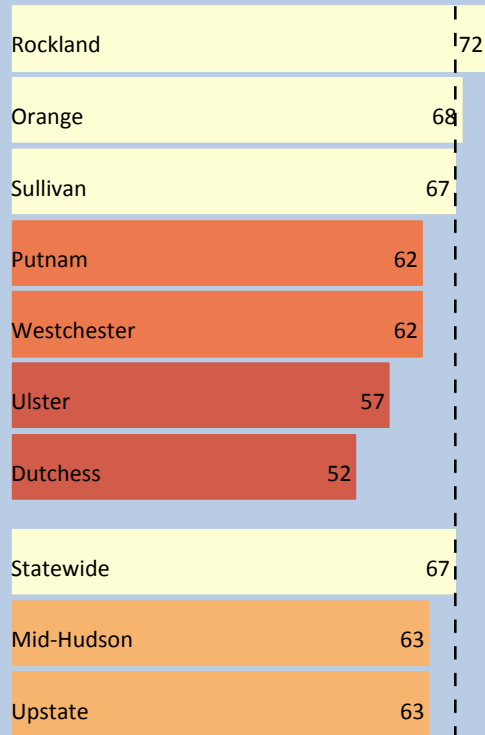
*The percentage of recipients living with diabetes who received
at least one Hemoglobin A1c (HbA1c) test within the past year.*

*ZIP Codes combined so at least 30 recipients are included in areas.
Data Source Office of Quality and Patient Safety, 2014
Created by Office of Health Systems Management, NYSDOH*

Percent of Patients with recommended care
Counties by Quintile



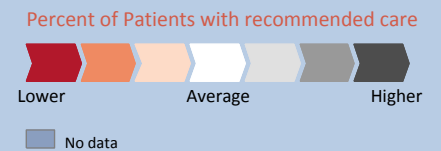
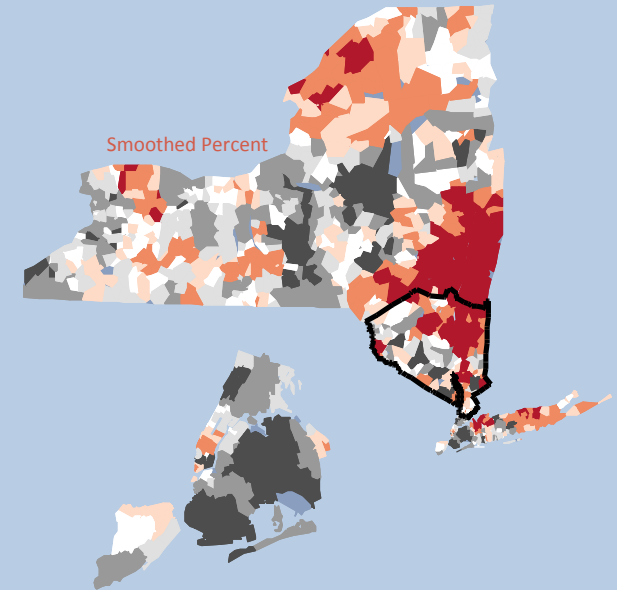
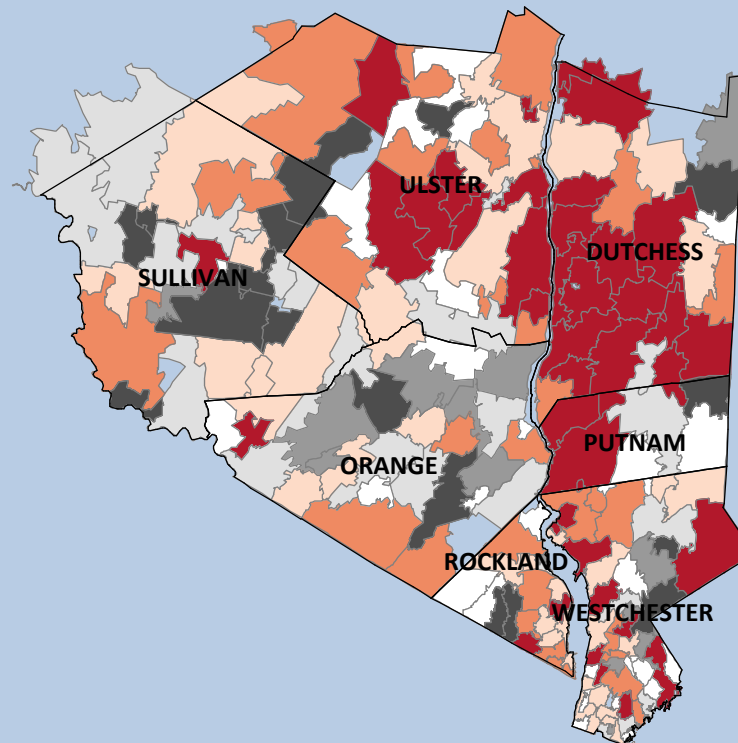
Countywide Percent



Number of recipients included in these data

Westchester	22,817	Ulster	5,351
Orange	10,617	Sullivan	2,616
Rockland	9,527	Putnam	805
Dutchess	5,580		

Mid-Hudson Cervical Cancer Screening



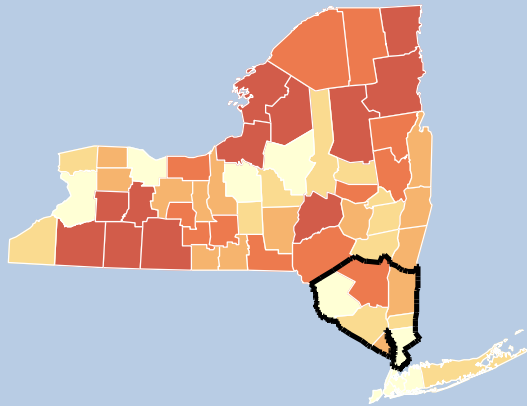
Delivery System Reform Incentive Payment Domain 3: Clinical Improvement Metrics E. HIV/AIDS

Healthcare Effectiveness Data & Information Set (HEDIS), Medicaid Recipients, 2012

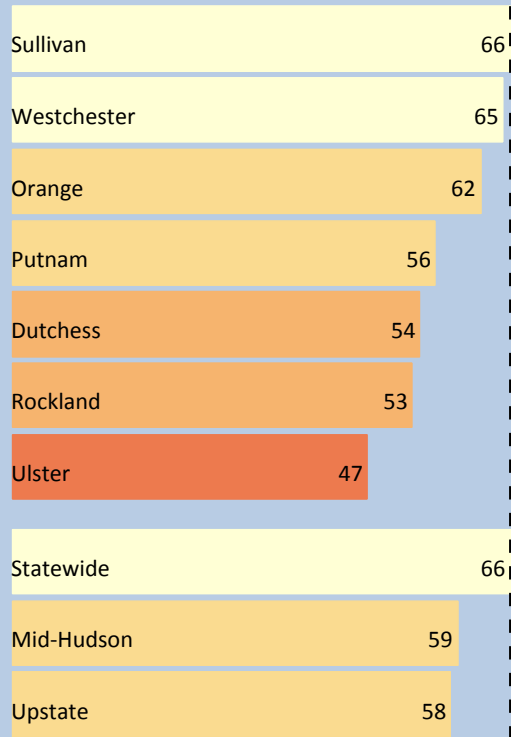
The percentage of women, ages 24 to 64 years, who had had cervical cytology performed every 3 years or women, ages 30 to 64 years, who had cervical cytology/human papillomavirus (HPV) co-testing performed every 5 years.

*ZIP Codes combined so at least 30 recipients are included in areas.
Data Source Office of Quality and Patient Safety, 2014
Created by Office of Health Systems Management, NYSDOH*

Percent of Patients with recommended care
Counties by Quintile



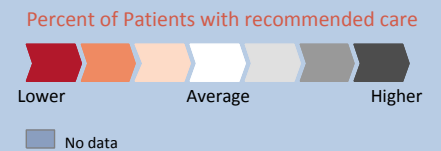
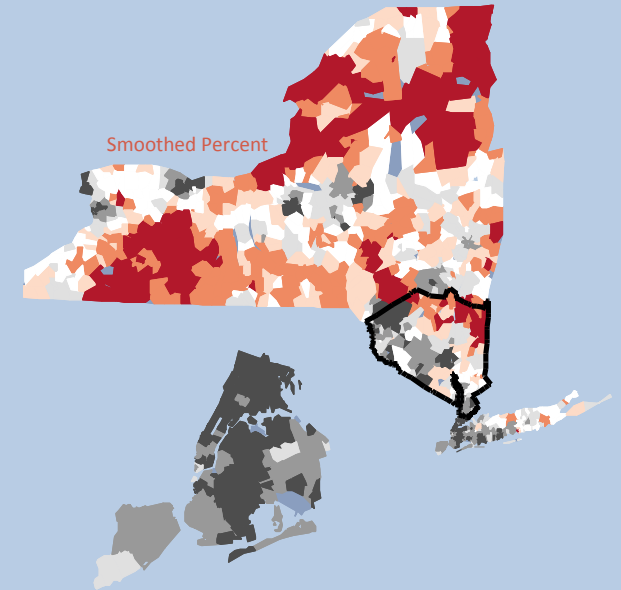
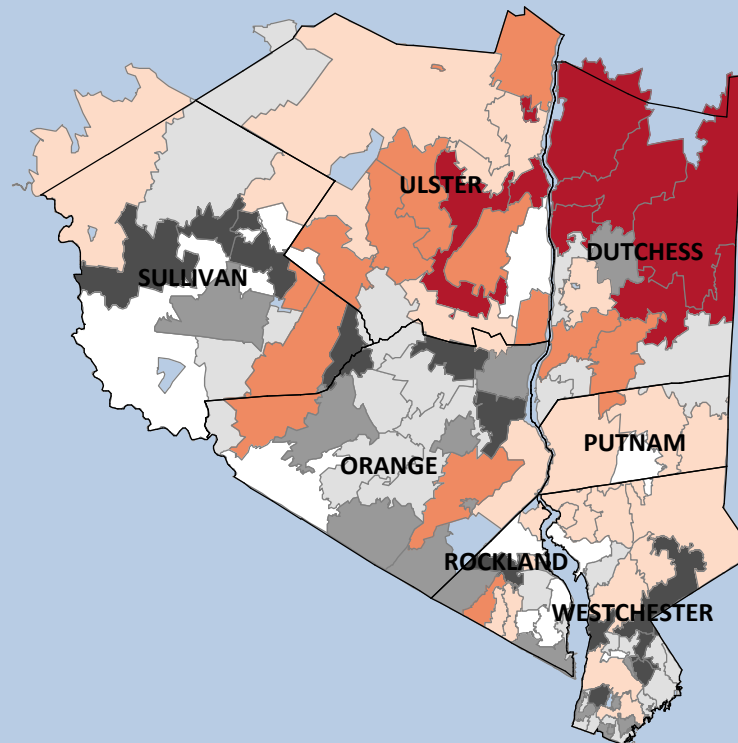
Countywide Percent



Number of recipients included in these data

Westchester	4,675	Ulster	1,179
Orange	2,494	Sullivan	603
Rockland	2,020	Putnam	135
Dutchess	1,219		

Mid-Hudson Chlamydia Screening Among Young Women



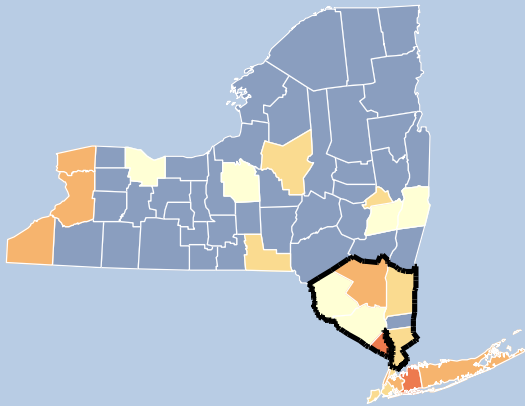
Delivery System Reform Incentive Payment Domain 3: Clinical Improvement Metrics E. HIV/AIDS

Healthcare Effectiveness Data & Information Set
(HEDIS), Medicaid Recipients, 2012

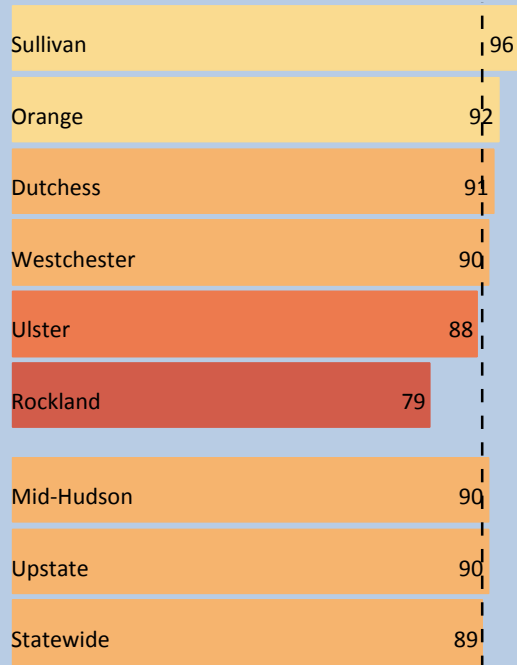
The percentage of sexually active young women, ages 16 to 24 years, who had at least one test for chlamydia during the measurement year.

ZIP Codes combined so at least 30 recipients are included in areas.
Data Source Office of Quality and Patient Safety, 2014
Created by Office of Health Systems Management, NYSDOH

Percent of Patients with recommended care
Counties by Quintile

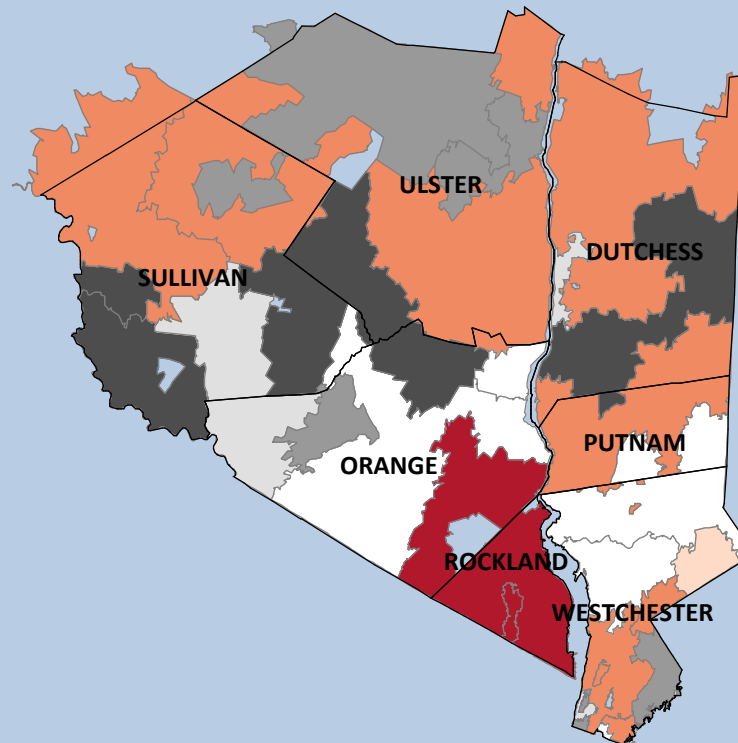


Countywide Percent



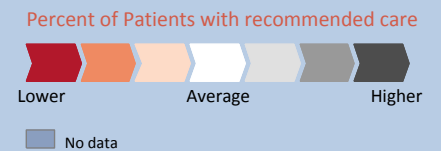
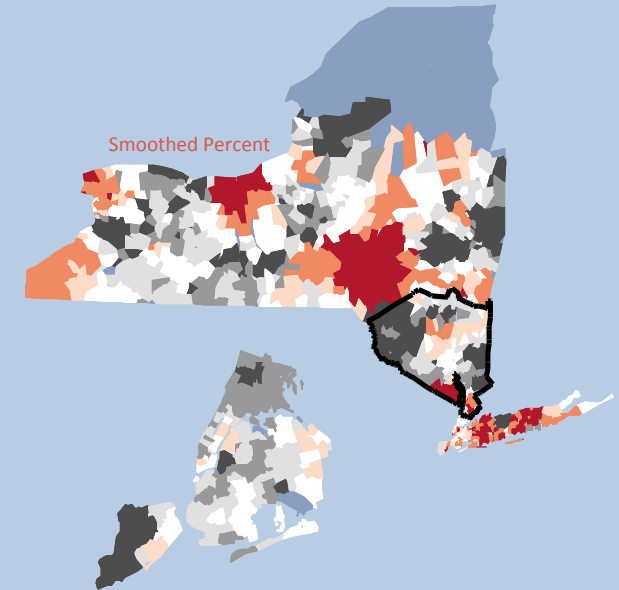
Number of recipients included in these data

Westchester	492	Ulster	75
Orange	157	Sullivan	50
Dutchess	93	Putnam	<30
Rockland	78		



Mid-Hudson

Comprehensive Care for People Living with HIV or AIDS - Engagement in Care



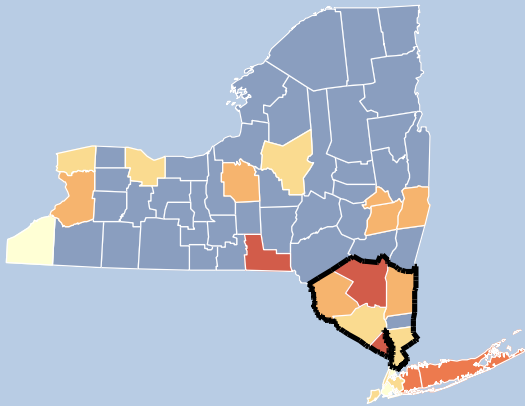
Delivery System Reform Incentive Payment Domain 3: Clinical Improvement Metrics E. HIV/AIDS

Healthcare Effectiveness Data & Information Set
(HEDIS), Medicaid Recipients, 2012


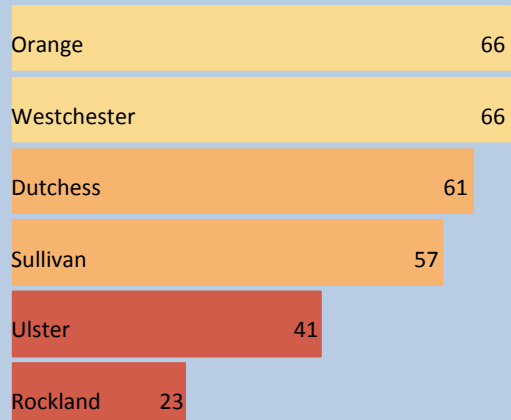
The percentage of recipients living with HIV/AIDS, ages 2 years and older, who had two visits for primary care or HIV related care with at least one visit during each half of the past year.

*ZIP Codes combined so at least 30 recipients are included in areas.
Data Source Office of Quality and Patient Safety, 2014
Created by Office of Health Systems Management, NYSDOH*

Percent of Patients with recommended care
Counties by Quintile

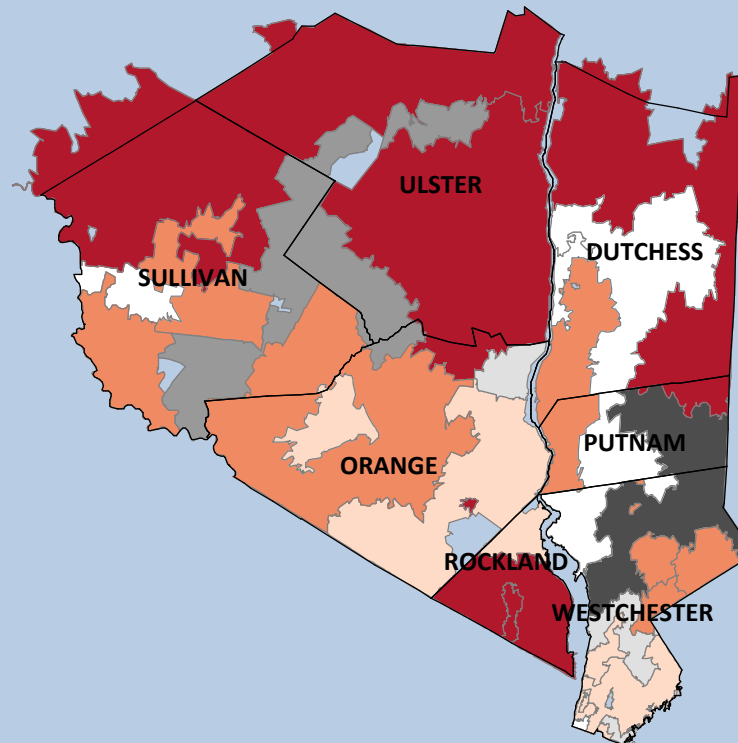


Countywide Percent



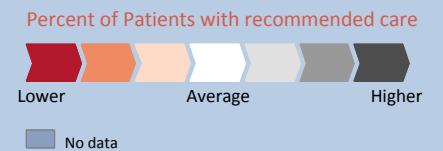
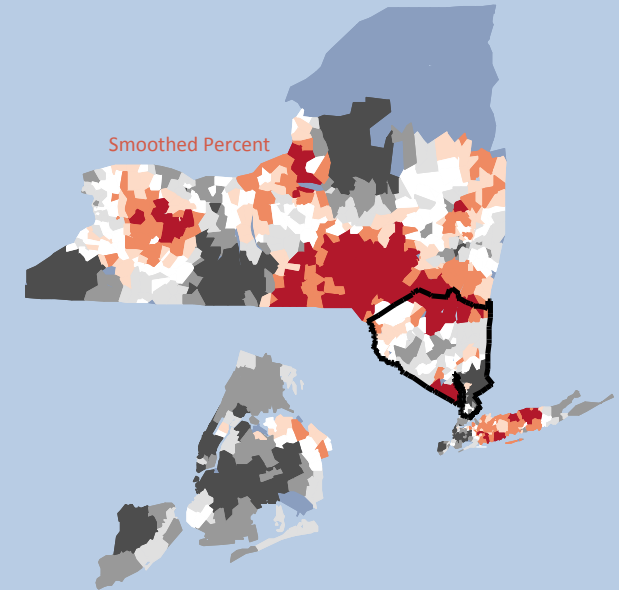
Number of recipients included in these data

Westchester	483	Rockland	70
Orange	151	Sullivan	47
Dutchess	87	Putnam	<30
Ulster	73		



Mid-Hudson

Comprehensive Care for People Living with HIV or AIDS - Syphilis Screening



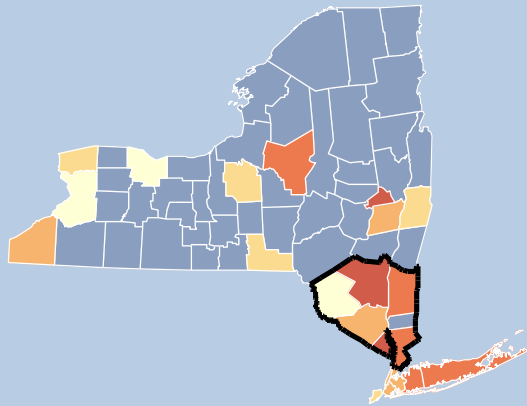
Delivery System Reform Incentive Payment Domain 3: Clinical Improvement Metrics E. HIV/AIDS

Healthcare Effectiveness Data & Information Set
(HEDIS), Medicaid Recipients, 2012

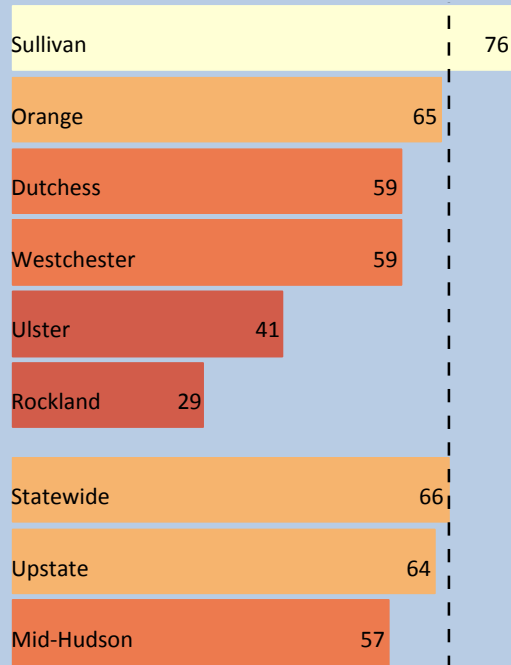
The percentage of recipients living with HIV/AIDS, ages 19 years and older, who were screened for syphilis in the past year.

ZIP Codes combined so at least 30 recipients are included in areas.
Data Source Office of Quality and Patient Safety, 2014
Created by Office of Health Systems Management, NYSDOH

Percent of Patients with recommended care
Counties by Quintile

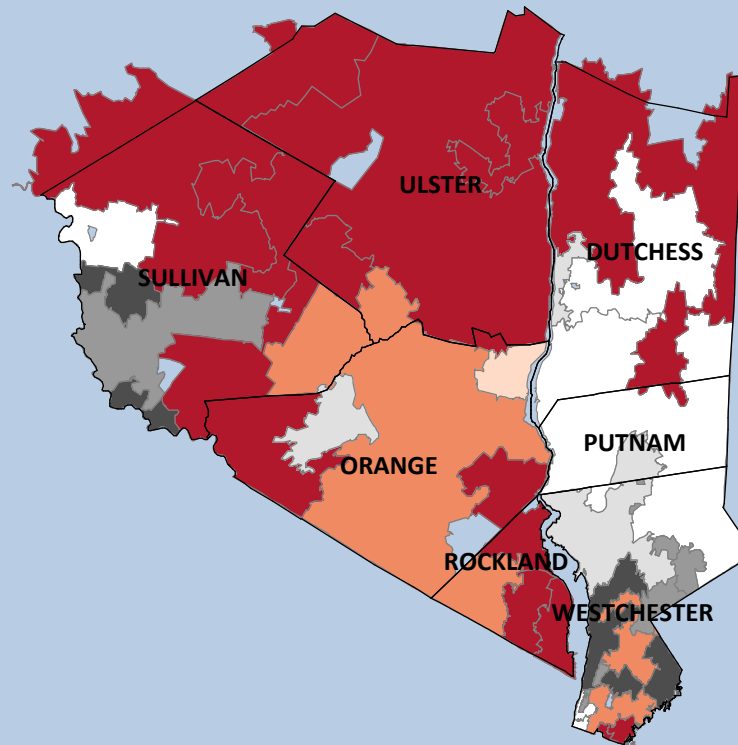


Countywide Percent



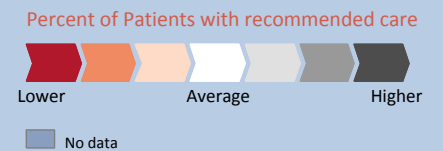
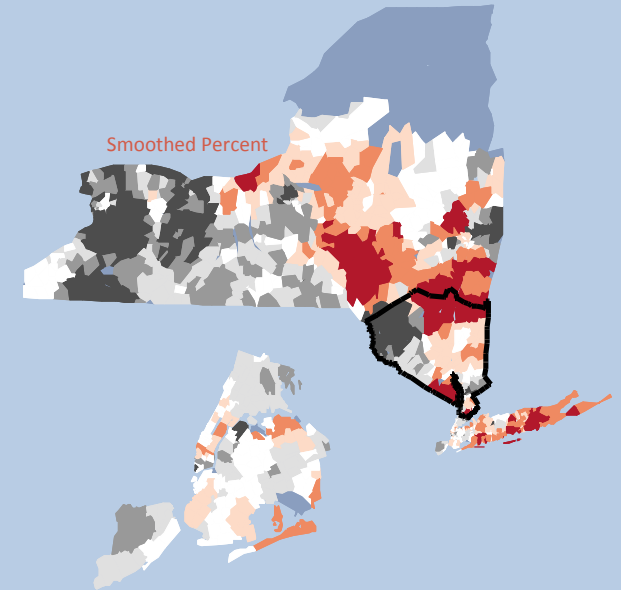
Number of recipients included in these data

Westchester	492	Ulster	75
Orange	157	Sullivan	50
Dutchess	93	Putnam	<30
Rockland	78		



Mid-Hudson

Comprehensive Care for People Living with HIV or AIDS - Viral Load Monitoring



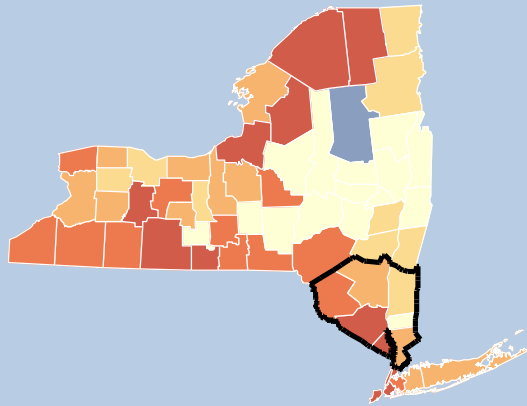
Delivery System Reform Incentive Payment Domain 3: Clinical Improvement Metrics E. HIV/AIDS

Healthcare Effectiveness Data & Information Set
(HEDIS), Medicaid Recipients, 2012

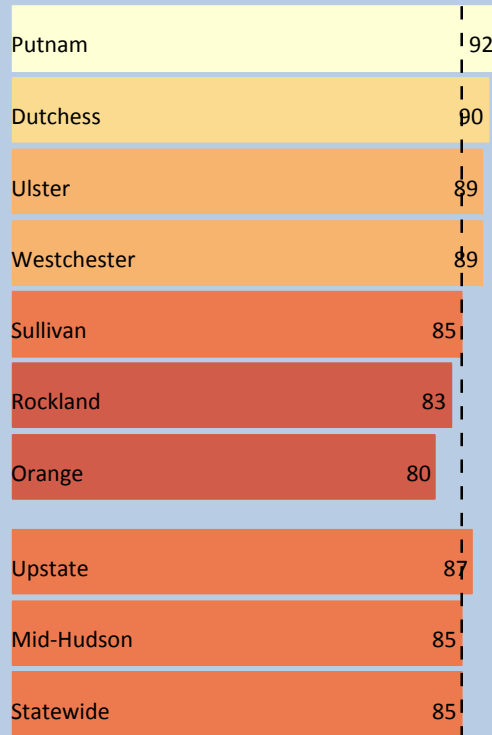
The percentage of recipients living with HIV/AIDS, ages 2 years and older, who had two viral load tests performed with at least one test during each half of the past year.

ZIP Codes combined so at least 30 recipients are included in areas.
Data Source Office of Quality and Patient Safety, 2014
Created by Office of Health Systems Management, NYSDOH

Percent of Patients with recommended care
Counties by Quintile

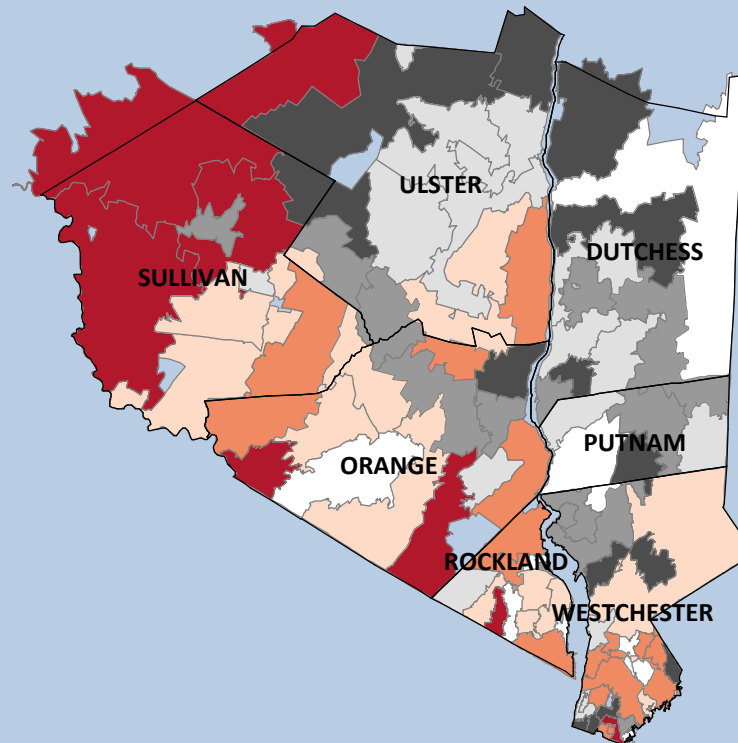


Countywide Percent



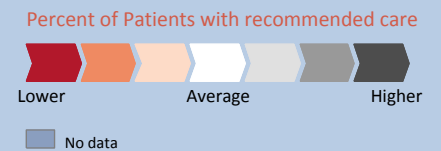
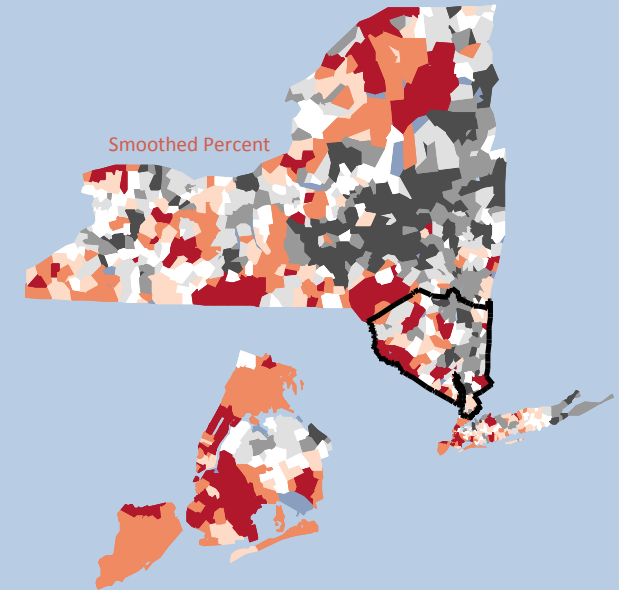
Number of recipients included in these data

Westchester	3,535	Ulster	680
Rockland	2,729	Sullivan	393
Orange	2,262	Putnam	158
Dutchess	854		



Mid-Hudson

Well-Child Visits in the First 15 Months of Life



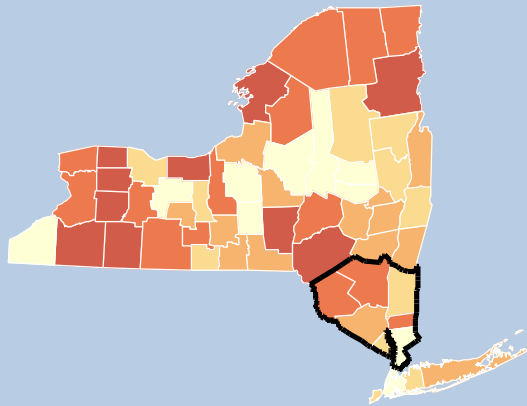
Delivery System Reform Incentive Payment Domain 3: Clinical Improvement Metrics F. Perinatal Care

Healthcare Effectiveness Data & Information Set (HEDIS), Medicaid Recipients, 2012

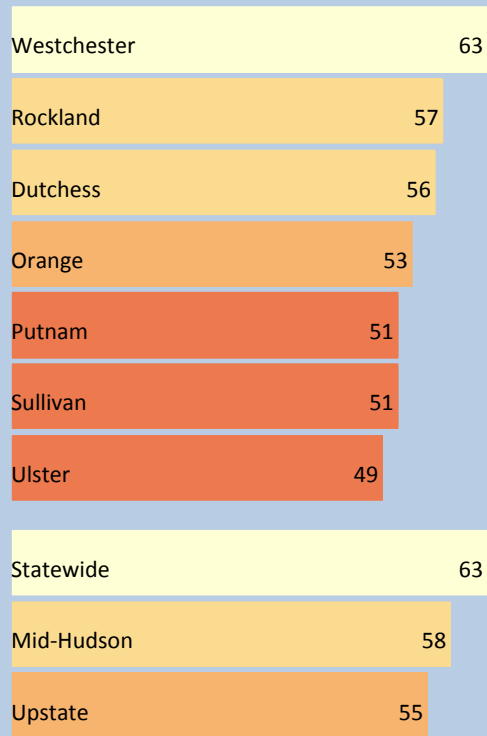
The percentage of children who had five or more well-child visits with a primary care provider in their first 15 months of life.

ZIP Codes combined so at least 30 recipients are included in areas.
Data Source Office of Quality and Patient Safety, 2014
Created by Office of Health Systems Management, NYSDOH

Percent of Patients with recommended care
Counties by Quintile



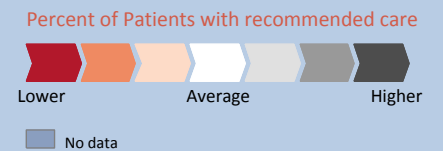
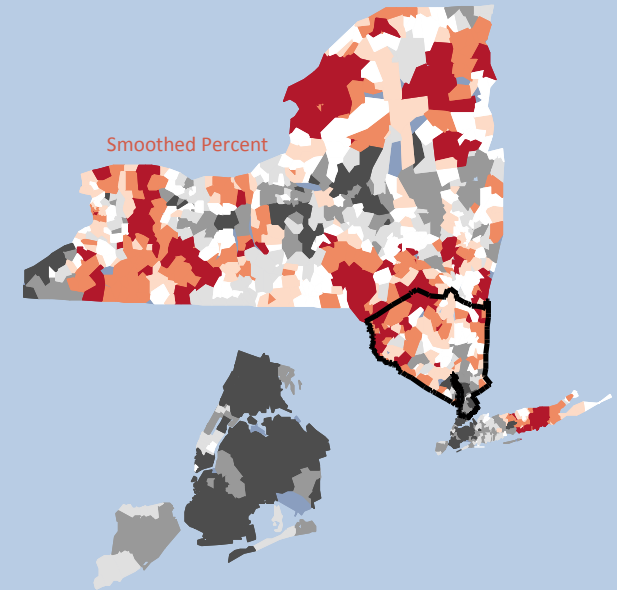
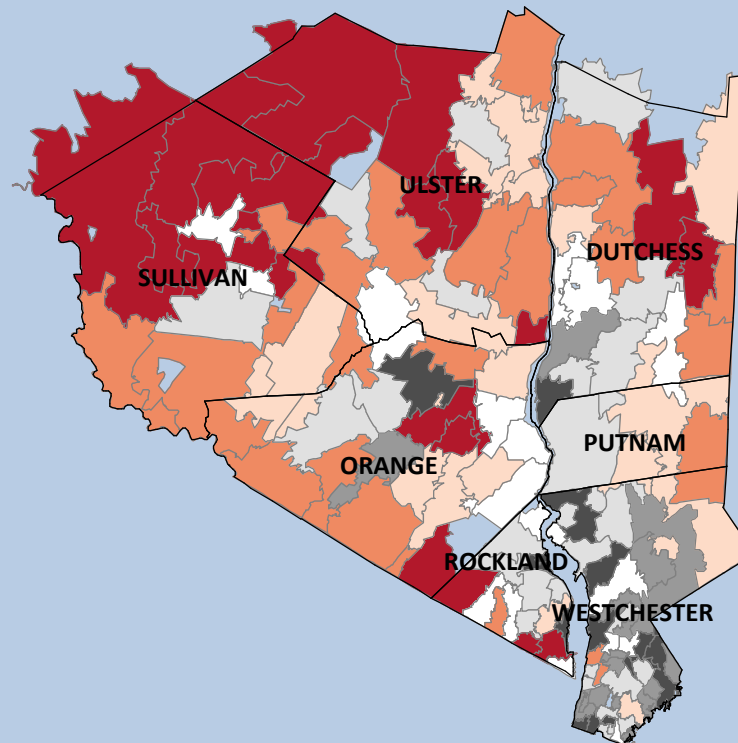
Countywide Percent



Number of recipients included in these data

Westchester	9,326	Ulster	1,883
Orange	3,280	Sullivan	880
Rockland	3,036	Putnam	288
Dutchess	1,885		

Mid-Hudson Breast Cancer Screening Among Women



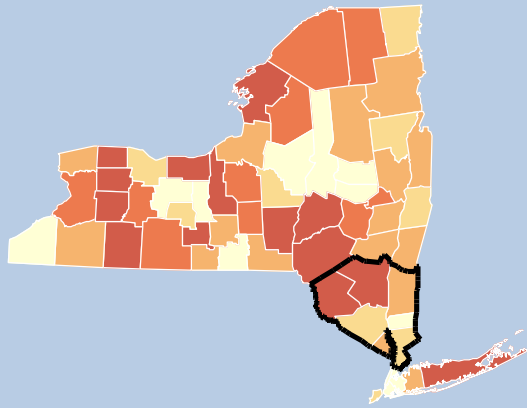
Delivery System Reform Incentive Payment Other Clinical Improvement Process Metrics

Healthcare Effectiveness Data & Information Set (HEDIS), Medicaid Recipients, 2012

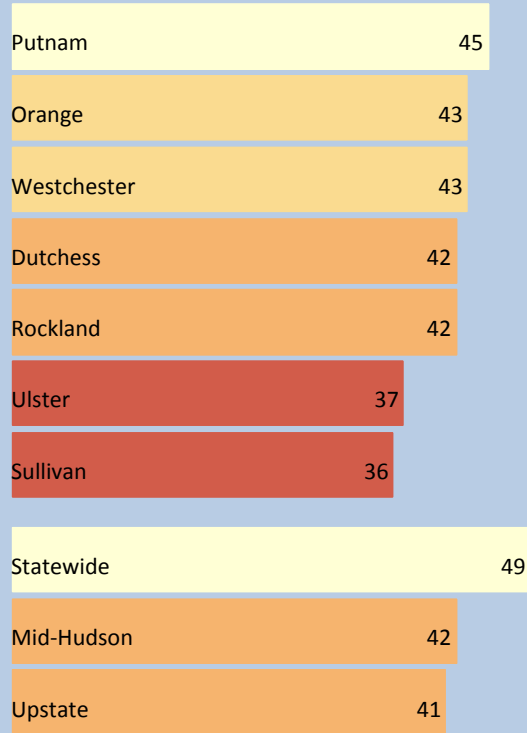
The percentage of women, ages 50 to 74 years, who had a mammogram anytime on or between October 1 two years prior to the measurement year and December 31 of the measurement year.

ZIP Codes combined so at least 30 recipients are included in areas.
Data Source Office of Quality and Patient Safety, 2014
Created by Office of Health Systems Management, NYSDOH

Percent of Patients with recommended care
Counties by Quintile



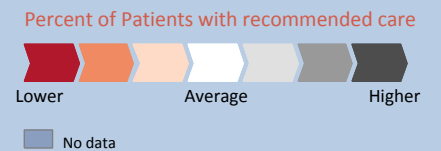
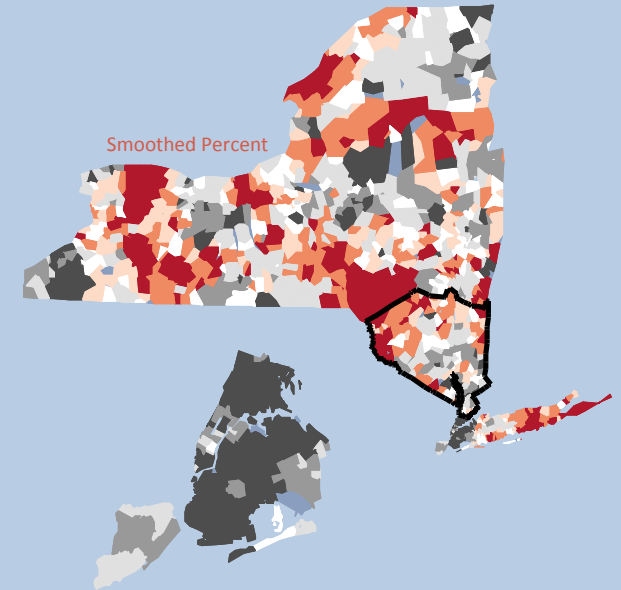
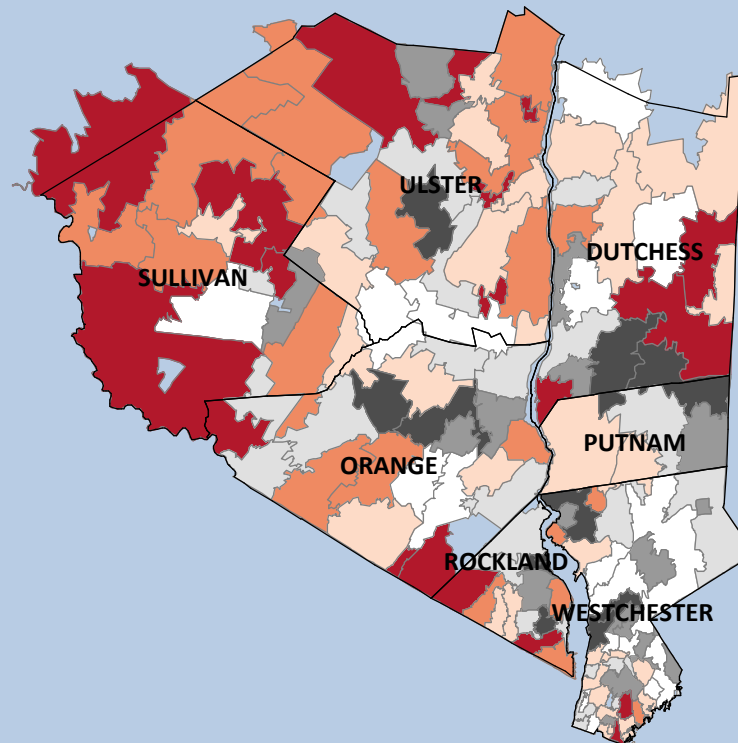
Countywide Percent



Number of recipients included in these data

Westchester	8,474	Dutchess	1,683
Orange	3,010	Sullivan	873
Rockland	3,010	Putnam	255
Ulster	1,750		

Mid-Hudson Colorectal Cancer Screening



Delivery System Reform Incentive Payment Other Clinical Improvement Process Metrics

Healthcare Effectiveness Data & Information Set
(HEDIS), Medicaid Recipients, 2012

The percentage of adults, ages 50 to 75 years, who had appropriate screening for colorectal cancer.

*ZIP Codes combined so at least 30 recipients are included in areas.
Data Source Office of Quality and Patient Safety, 2014
Created by Office of Health Systems Management, NYSDOH*