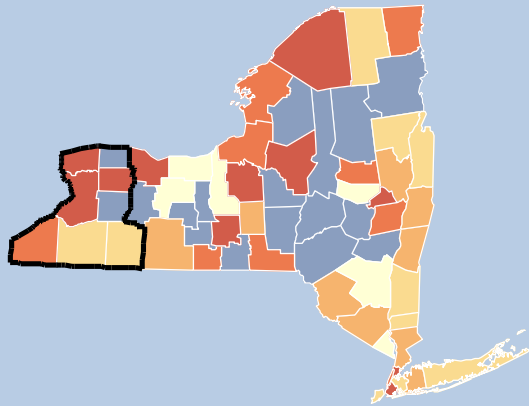



Percent of Patients with recommended care
Counties by Quintile

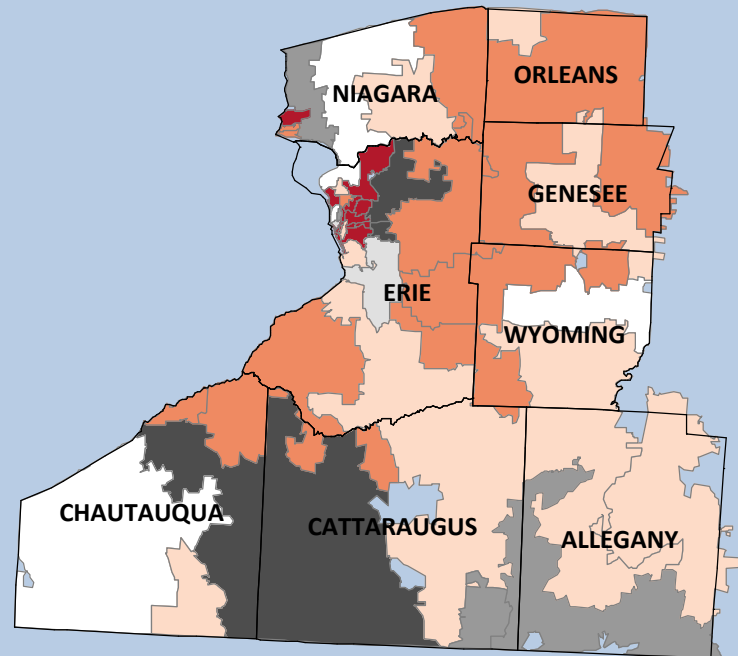


Countywide Percent

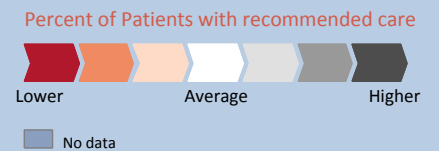
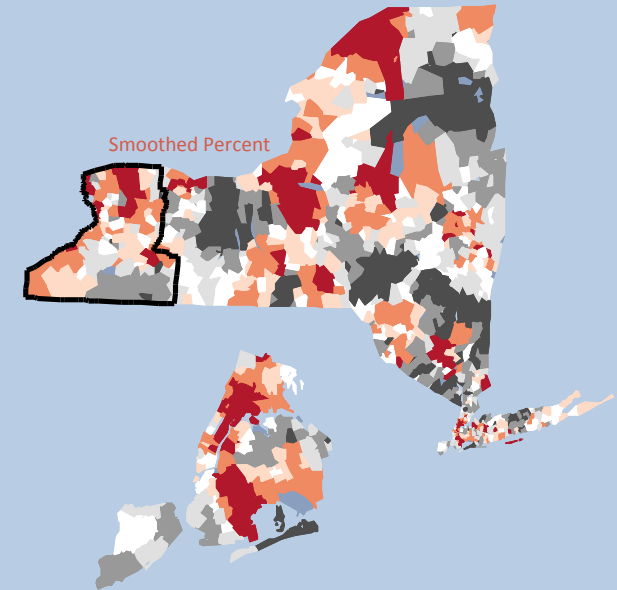


Number of recipients included in these data

Erie	1,396	Allegany	36
Niagara	252	Genesee	32
Chautauqua	153	Wyoming	<30
Cattaraugus	83	Orleans	<30



Western New York Adherence to Antipsychotic Medications for People Living With Schizophrenia



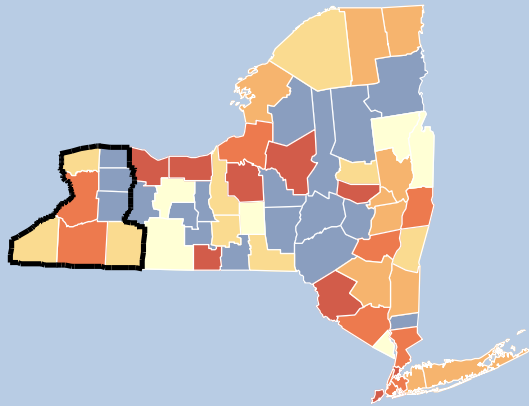
Delivery System Reform Incentive Payment Domain 3: Clinical Improvement Metrics A. Behavioral Health

Healthcare Effectiveness Data & Information Set
(HEDIS), Medicaid Recipients, 2012

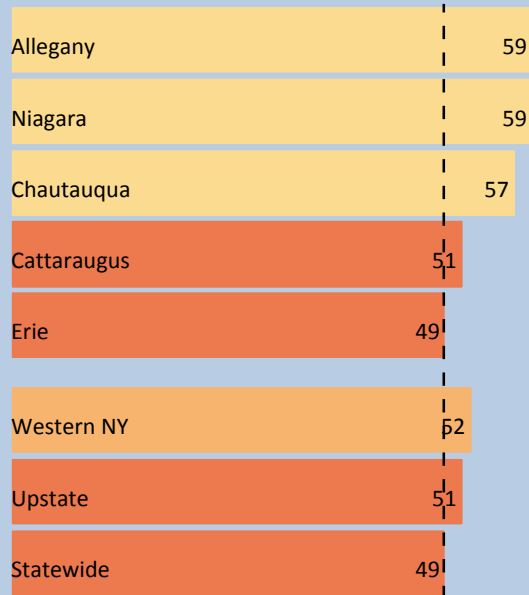
The percentage of recipients living with schizophrenia, ages 19 to 64 years, during the measurement year who were dispensed and remained on an antipsychotic medication for at least 80% of their treatment period.

*ZIP Codes combined so at least 30 recipients are included in areas.
Data Source Office of Quality and Patient Safety, 2014
Created by Office of Health Systems Management, NYSDOH*

Percent of Patients with recommended care
Counties by Quintile

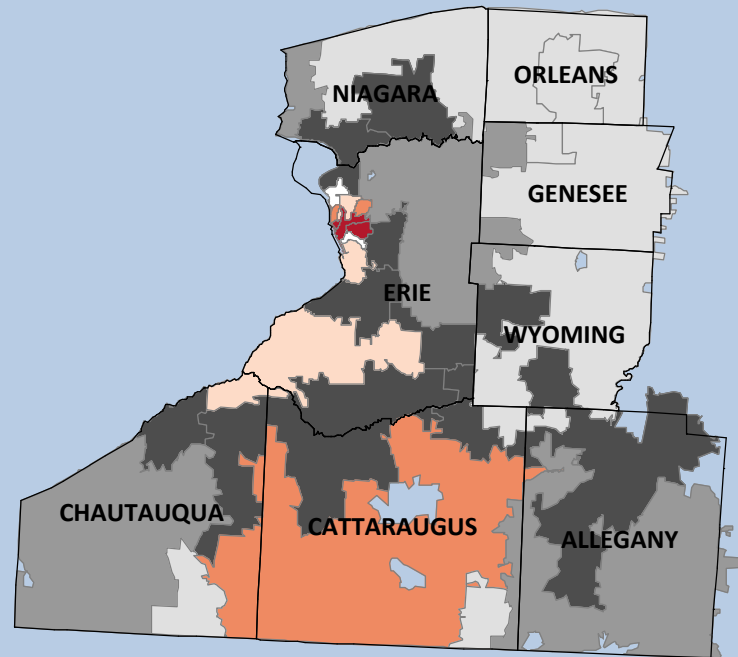


Countywide Percent

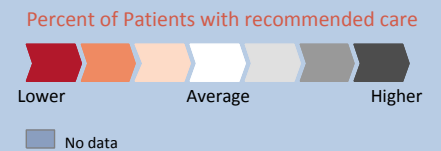
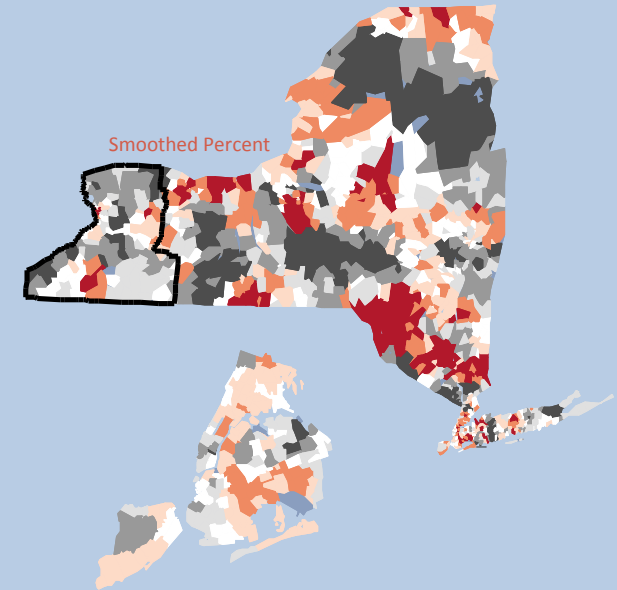


Number of recipients included in these data

Erie	576	Allegany	39
Chautauqua	183	Genesee	<30
Niagara	160	Wyoming	<30
Cattaraugus	74	Orleans	<30



Western New York Antidepressant Medication Management - Effective Treatment for Acute Phase



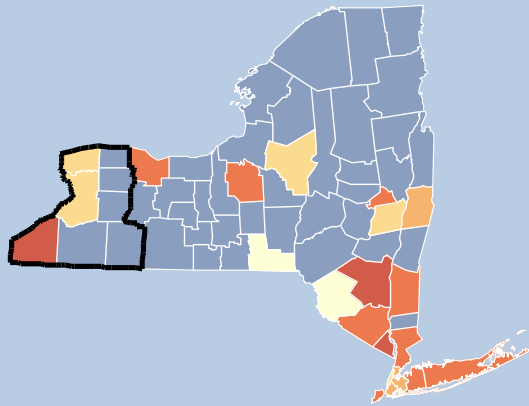
Delivery System Reform Incentive Payment Domain 3: Clinical Improvement Metrics A. Behavioral Health

Healthcare Effectiveness Data & Information Set
(HEDIS), Medicaid Recipients, 2012


The percentage of recipients who remained on antidepressant medication during the entire 12-week acute treatment phase.

*ZIP Codes combined so at least 30 recipients are included in areas.
Data Source Office of Quality and Patient Safety, 2014
Created by Office of Health Systems Management, NYSDOH*

Percent of Patients with recommended care
Counties by Quintile



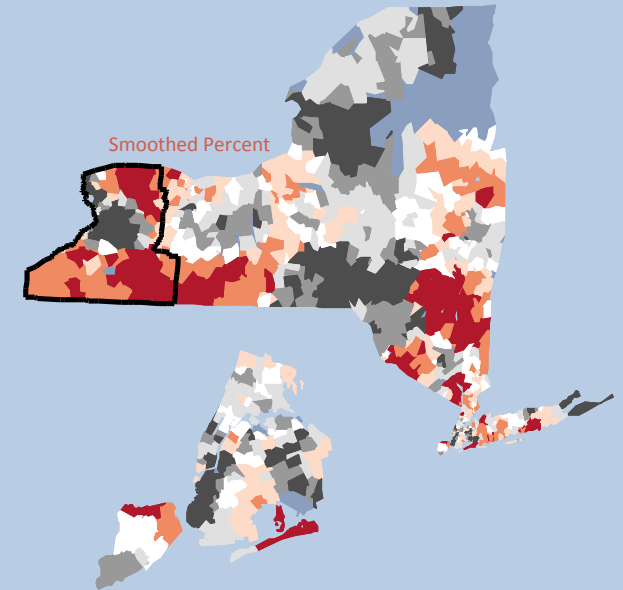
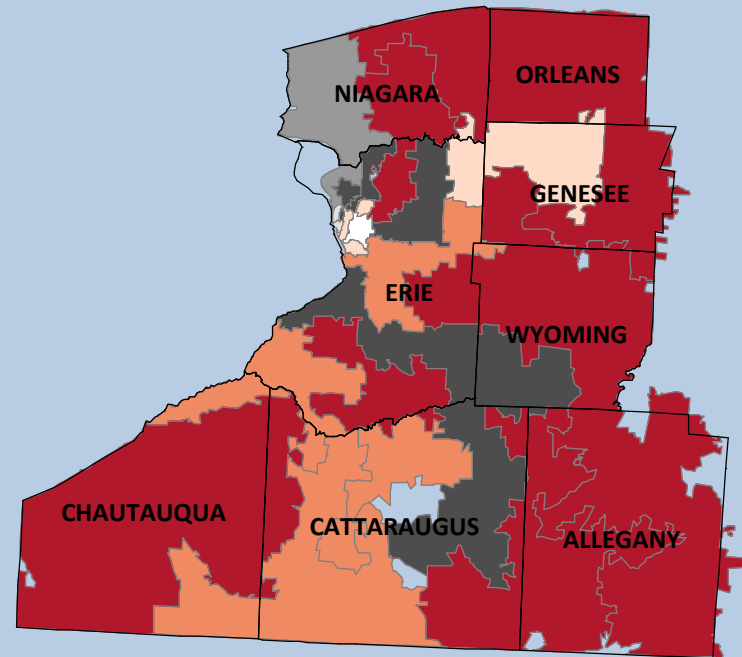
Countywide Percent



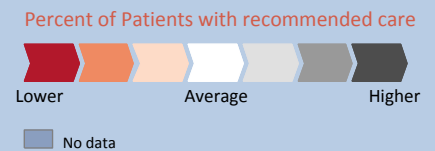
Number of recipients included in these data

Erie	322	Genesee	<30
Niagara	47	Allegany	<30
Chautauqua	36	Orleans	<30
Cattaraugus	<30	Wyoming	<30

Western New York Diabetes Monitoring for People Living With Diabetes and Schizophrenia



Smoothed Percent



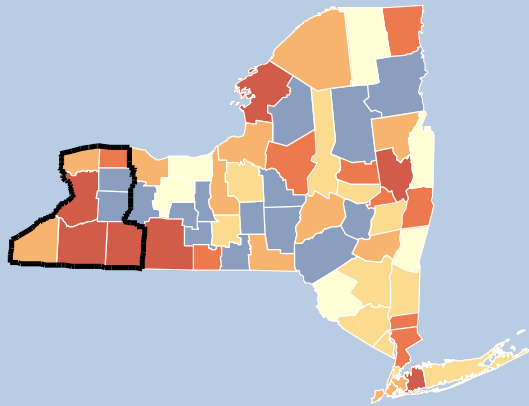
Delivery System Reform Incentive Payment Domain 3: Clinical Improvement Metrics A. Behavioral Health

Healthcare Effectiveness Data & Information Set
(HEDIS), Medicaid Recipients, 2012


The percentage of recipients living with schizophrenia and diabetes, ages 18 to 64 years, who had both an LDL-C test and an HbA1c test during the measurement year.

*ZIP Codes combined so at least 30 recipients are included in areas.
Data Source Office of Quality and Patient Safety, 2014
Created by Office of Health Systems Management, NYSDOH*

Percent of Patients with recommended care
Counties by Quintile



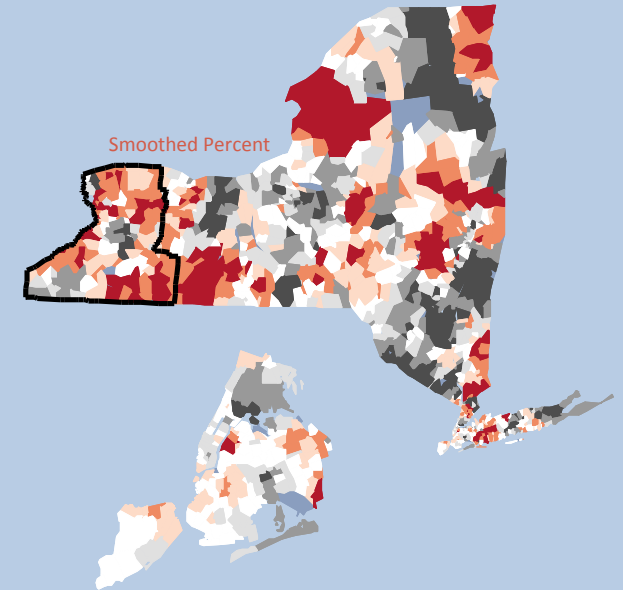
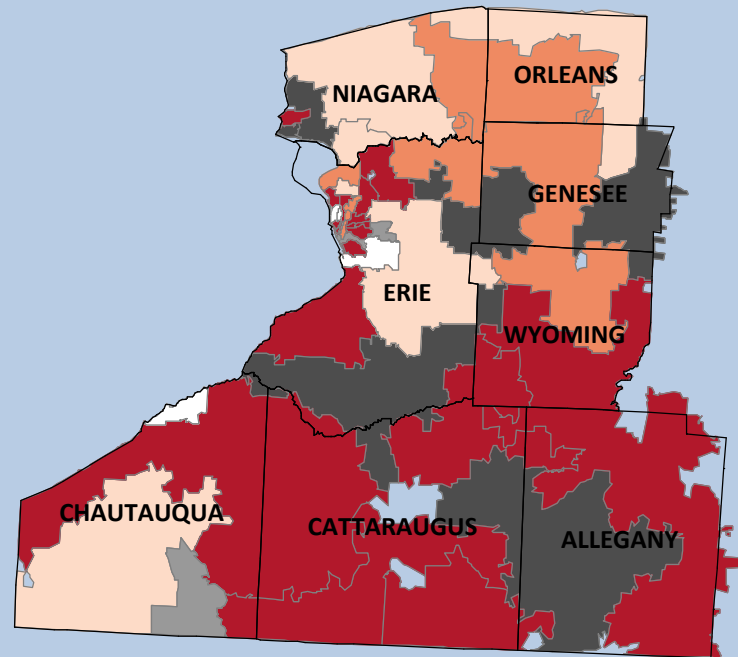
Countywide Percent



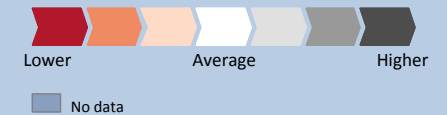
Number of recipients included in these data

Erie	1,039	Allegany	52
Niagara	215	Orleans	38
Chautauqua	135	Genesee	<30
Cattaraugus	84	Wyoming	<30

Western New York Diabetes Screening for People Living With Schizophrenia or Bipolar Disorder Who Are



Percent of Patients with recommended care



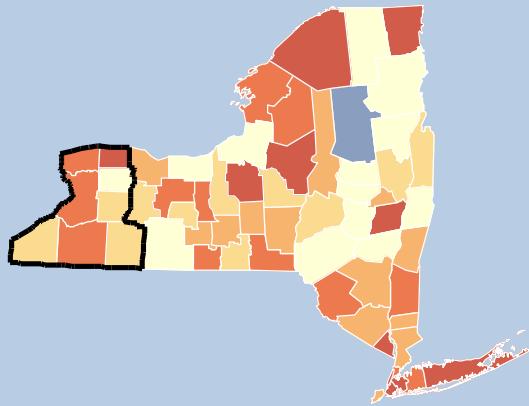
Delivery System Reform Incentive Payment Domain 3: Clinical Improvement Metrics A. Behavioral Health

Healthcare Effectiveness Data & Information Set
(HEDIS), Medicaid Recipients, 2012

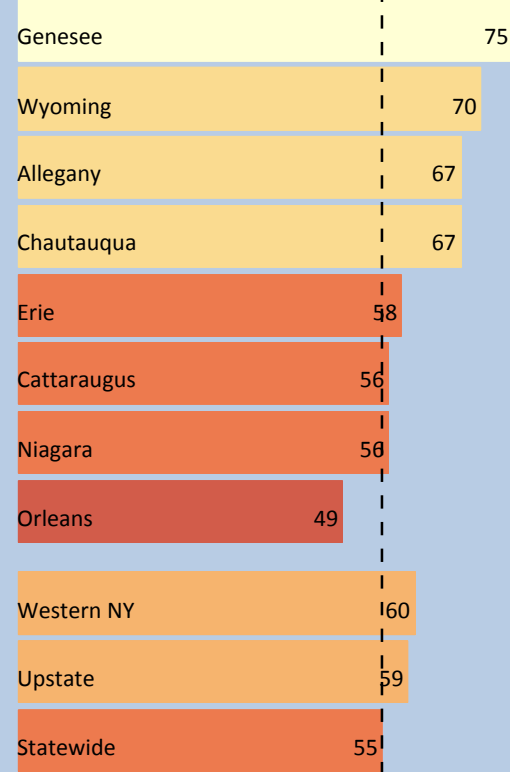
The percentage of recipients living with schizophrenia or bipolar disorder, ages 18 to 64 years, who were dispensed an antipsychotic medication and had a diabetes screening test during the measurement year.

*ZIP Codes combined so at least 30 recipients are included in areas.
Data Source Office of Quality and Patient Safety, 2014
Created by Office of Health Systems Management, NYSDOH*

Percent of Patients with recommended care
Counties by Quintile



Countywide Percent

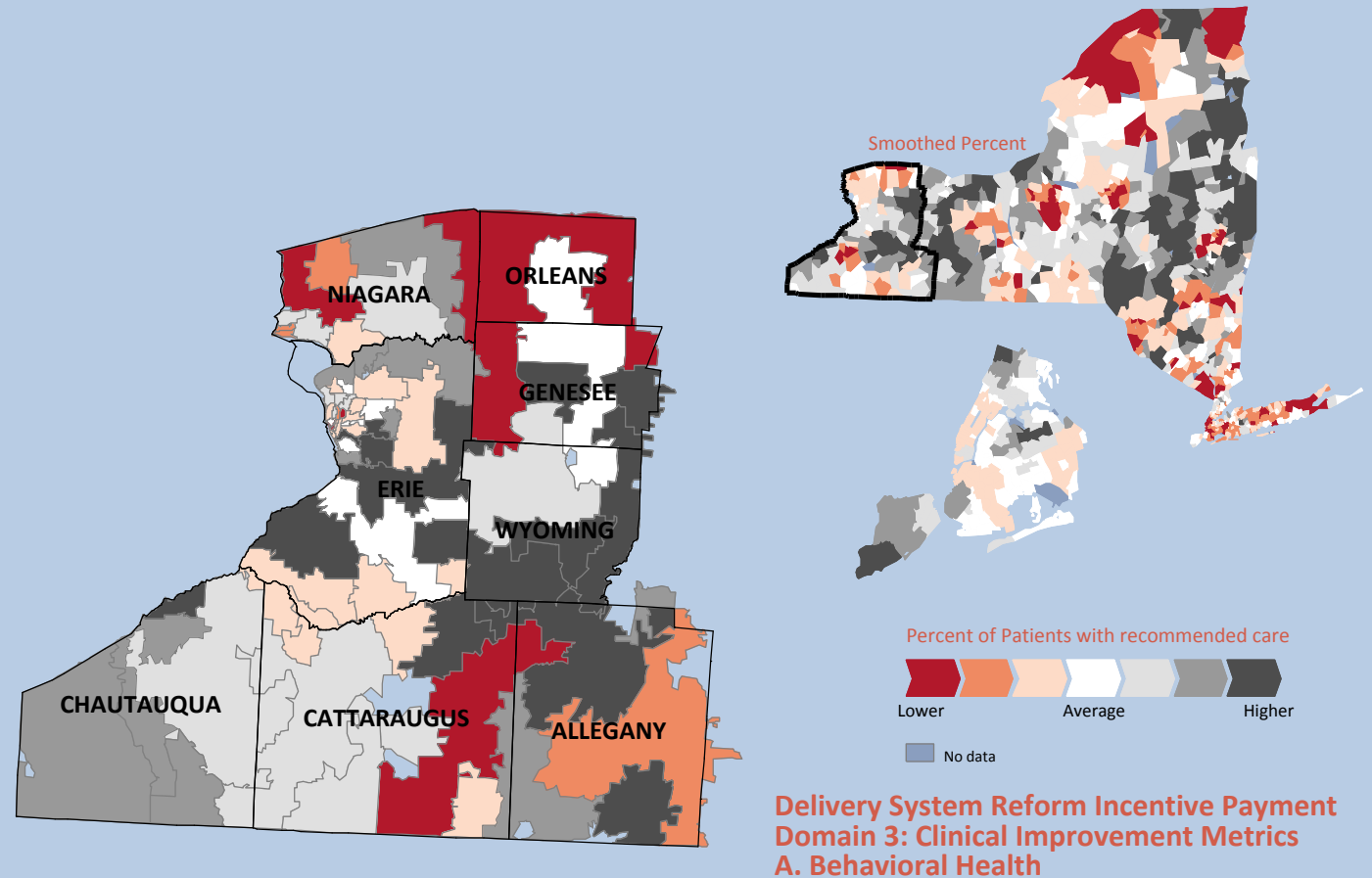


Number of recipients included in these data

Erie	2,074	Allegany	130
Niagara	793	Genesee	121
Chautauqua	504	Wyoming	76
Cattaraugus	275	Orleans	67

Western New York

Follow-up After Hospitalization for Mental Illness within 30 Days



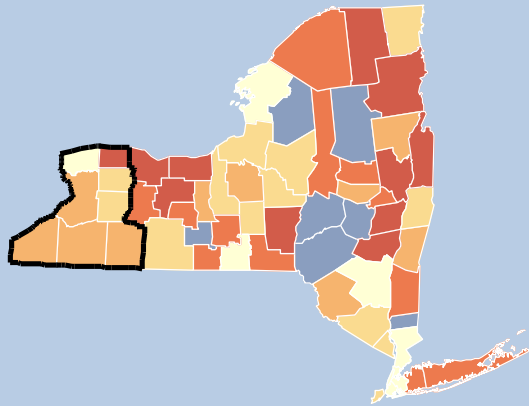
Delivery System Reform Incentive Payment Domain 3: Clinical Improvement Metrics A. Behavioral Health

Healthcare Effectiveness Data & Information Set (HEDIS), Medicaid Recipients, 2012

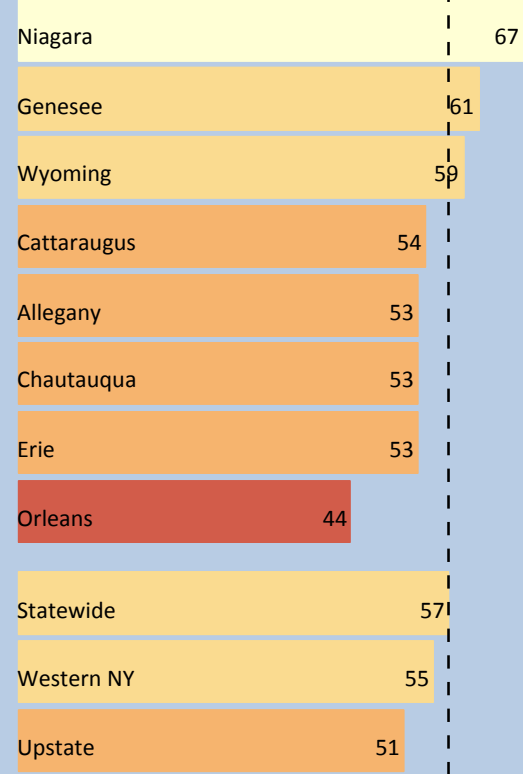
The percentage of recipients who were seen on an ambulatory basis or who were in intermediate treatment with a mental health provider within 30 days of discharge following a mental health related admission.

*ZIP Codes combined so at least 30 recipients are included in areas.
Data Source Office of Quality and Patient Safety, 2014
Created by Office of Health Systems Management, NYSDOH*

Percent of Patients with recommended care
Counties by Quintile



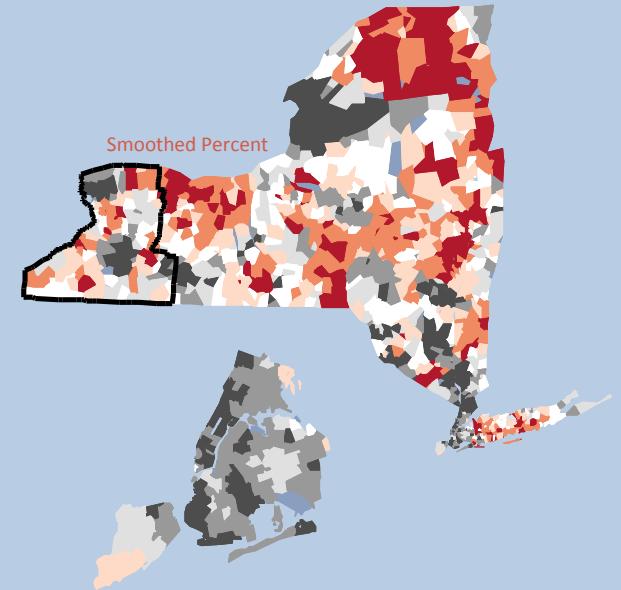
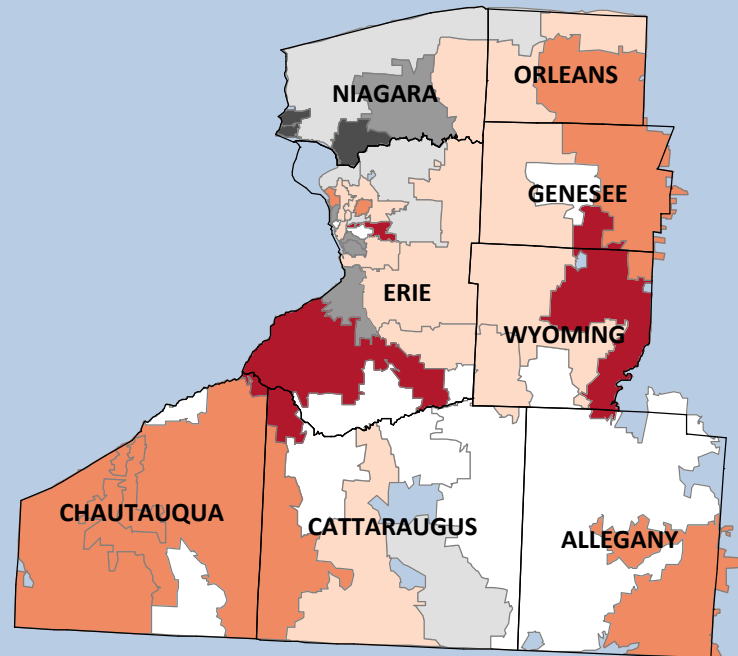
Countywide Percent



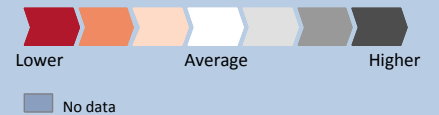
Number of recipients included in these data

Erie	799	Allegany	80
Niagara	226	Genesee	71
Chautauqua	219	Orleans	50
Cattaraugus	112	Wyoming	44

Western New York Follow-Up Care for Children Prescribed ADHD Medication- Initiation Phase



Percent of Patients with recommended care



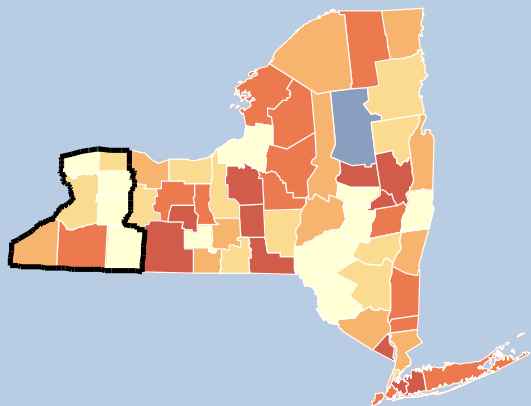
Delivery System Reform Incentive Payment Domain 3: Clinical Improvement Metrics A. Behavioral Health

Healthcare Effectiveness Data & Information Set
(HEDIS), Medicaid Recipients, 2012

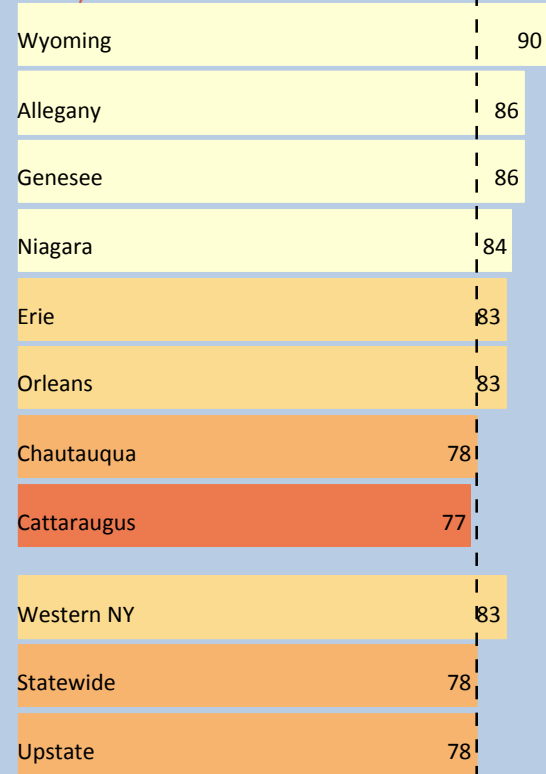
The percentage of children with a new prescription for ADHD medication and who had one follow-up visit with a practitioner within the 30 days after starting the medication.

*ZIP Codes combined so at least 30 recipients are included in areas.
Data Source Office of Quality and Patient Safety, 2014
Created by Office of Health Systems Management, NYSDOH*

Percent of Patients with recommended care
Counties by Quintile



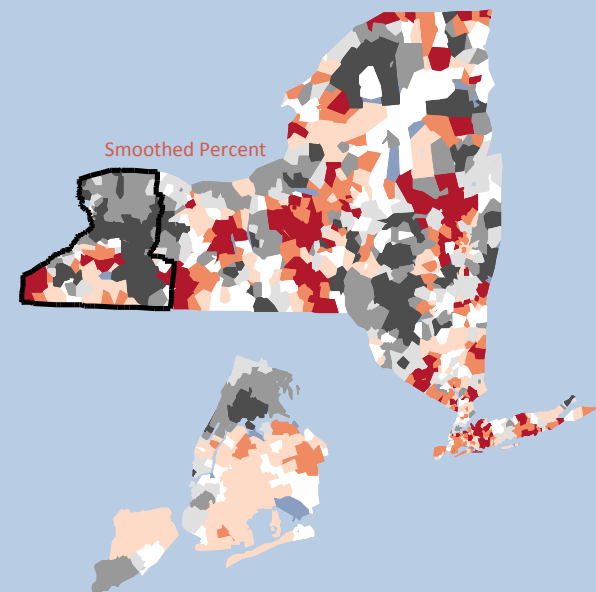
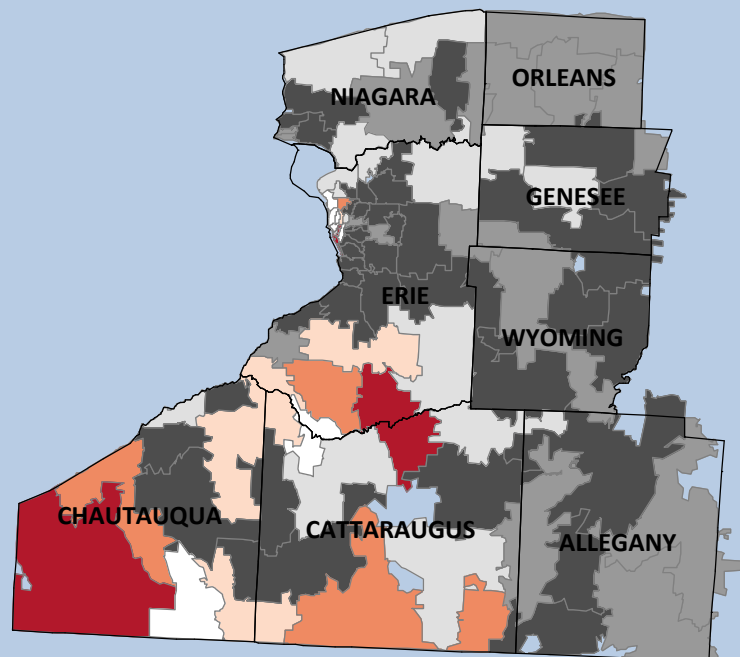
Countywide Percent



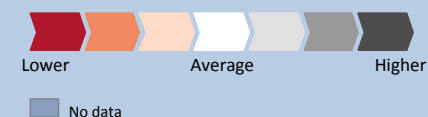
Number of recipients included in these data

Erie	6,389	Allegany	311
Niagara	1,534	Genesee	285
Chautauqua	856	Orleans	237
Cattaraugus	405	Wyoming	123

Western New York Initiation of Alcohol and Other Drug Dependence Treatment



Percent of Patients with recommended care



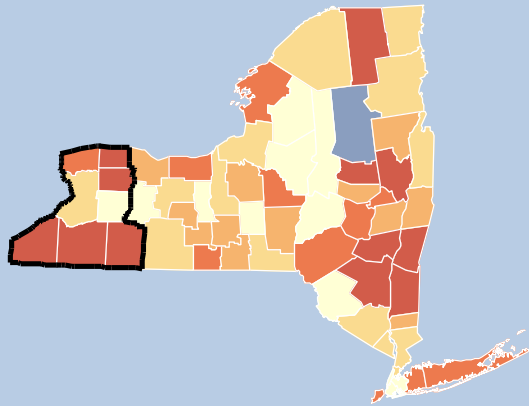
Delivery System Reform Incentive Payment Domain 3: Clinical Improvement Metrics A. Behavioral Health

Healthcare Effectiveness Data & Information Set
(HEDIS), Medicaid Recipients, 2012

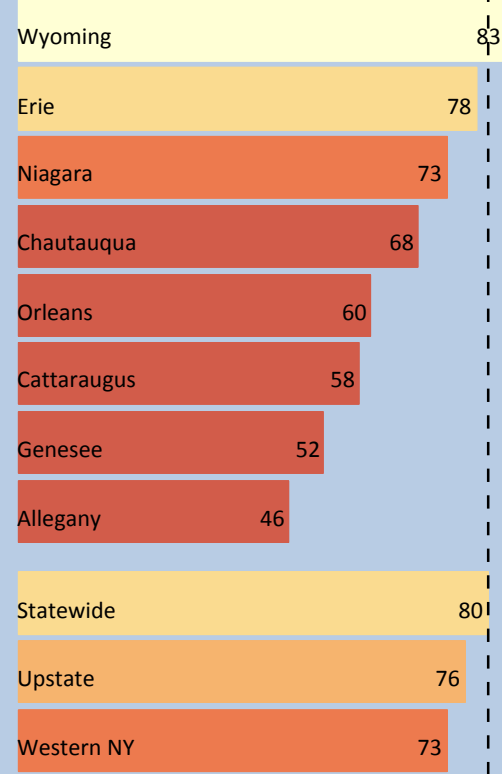
The percentage of recipients who initiated treatment within 14 days of the diagnosis after the first new episode of alcohol or drug dependence, .

*ZIP Codes combined so at least 30 recipients are included in areas.
Data Source Office of Quality and Patient Safety, 2014
Created by Office of Health Systems Management, NYSDOH*

Percent of Patients with recommended care
Counties by Quintile



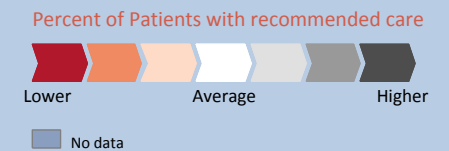
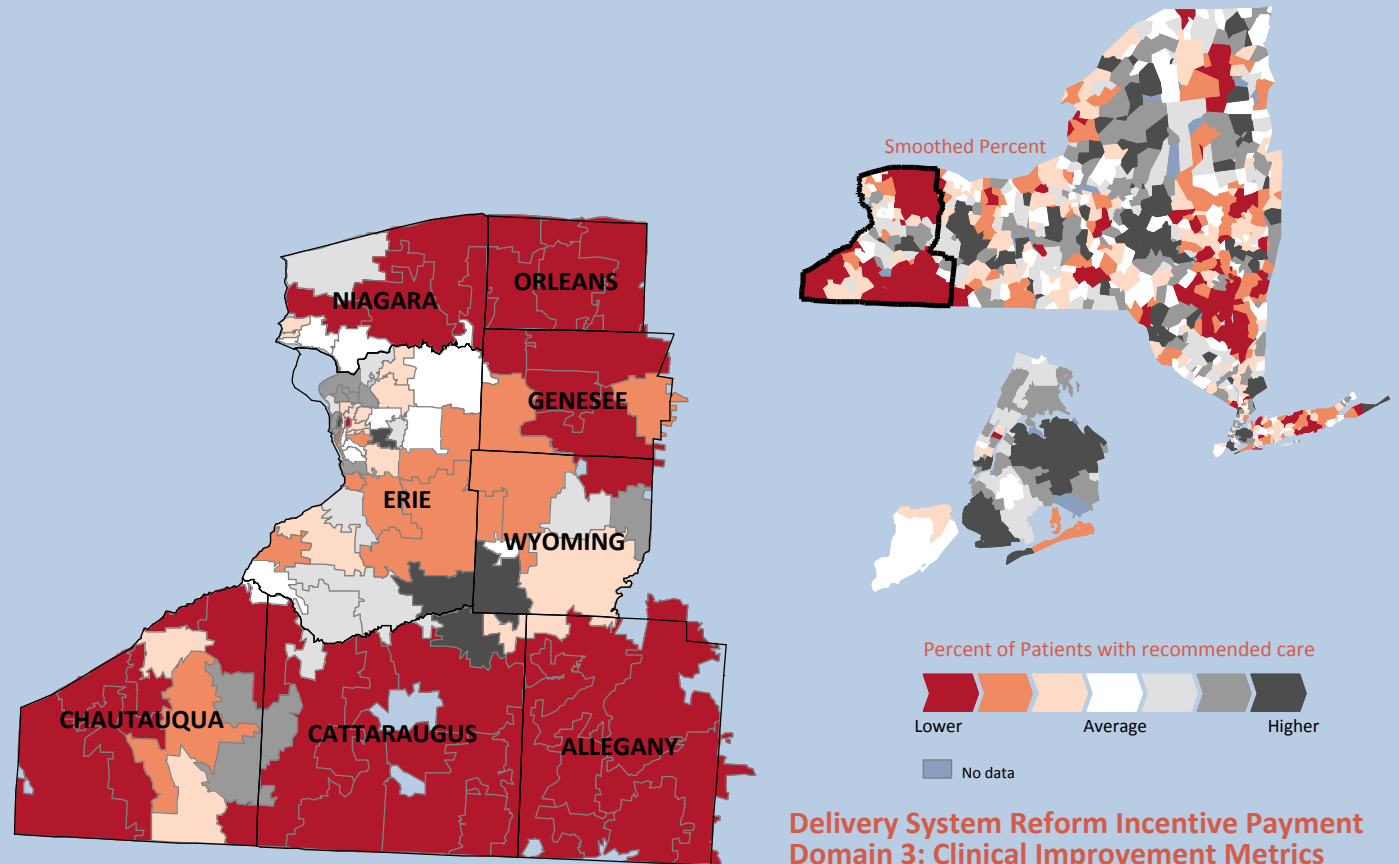
Countywide Percent



Number of recipients included in these data

Erie	6,624	Allegany	348
Niagara	1,440	Genesee	290
Chautauqua	1,033	Orleans	254
Cattaraugus	557	Wyoming	142

Western New York Comprehensive Diabetes Care HbA1c Testing



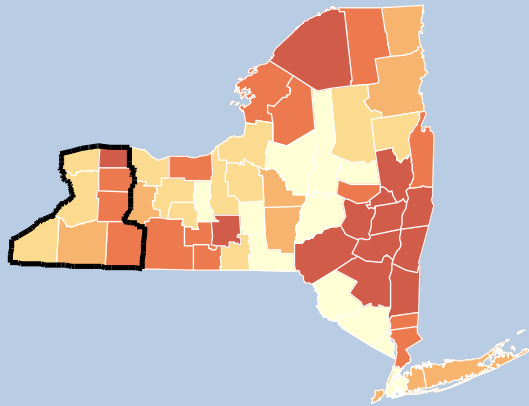
Delivery System Reform Incentive Payment Domain 3: Clinical Improvement Metrics C. Diabetes

Healthcare Effectiveness Data & Information Set
(HEDIS), Medicaid Recipients, 2012

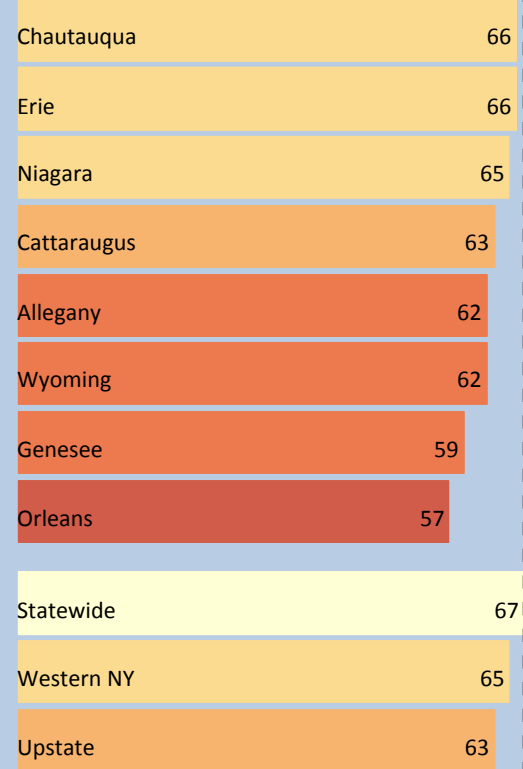
*The percentage of recipients living with diabetes who received
at least one Hemoglobin A1c (HbA1c) test within the past year.*

ZIP Codes combined so at least 30 recipients are included in areas.
Data Source Office of Quality and Patient Safety, 2014
Created by Office of Health Systems Management, NYSDOH

Percent of Patients with recommended care
Counties by Quintile



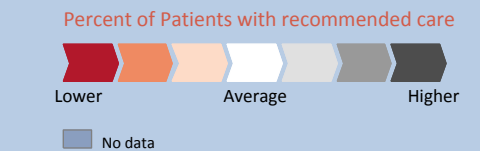
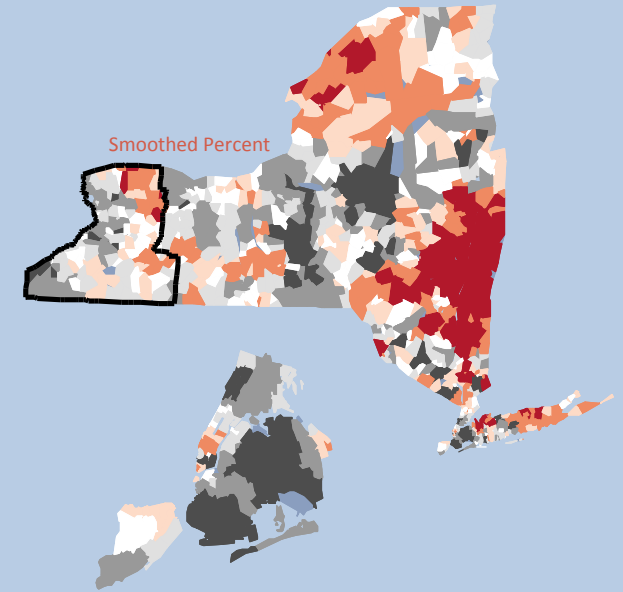
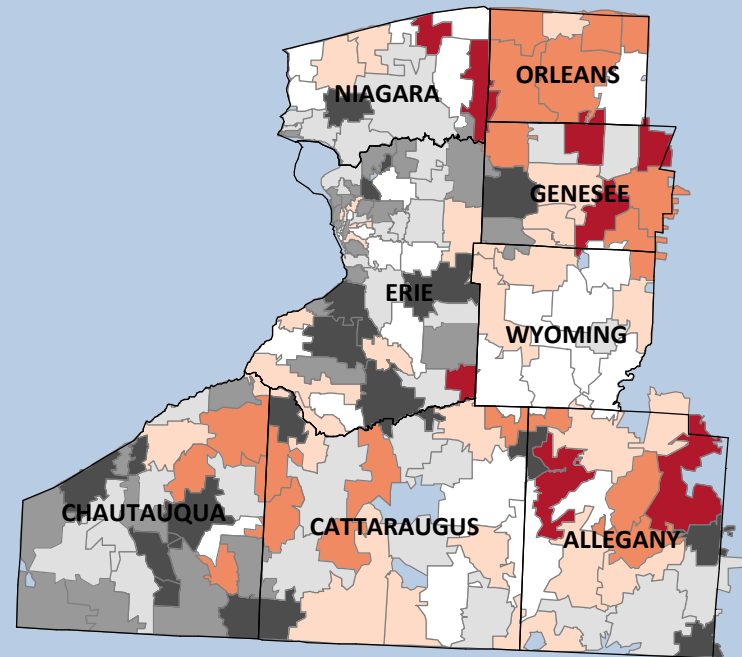
Countywide Percent



Number of recipients included in these data

Erie	32,584	Allegany	1,737
Niagara	7,526	Genesee	1,652
Chautauqua	5,335	Orleans	1,334
Cattaraugus	2,811	Wyoming	972

Western New York Cervical Cancer Screening



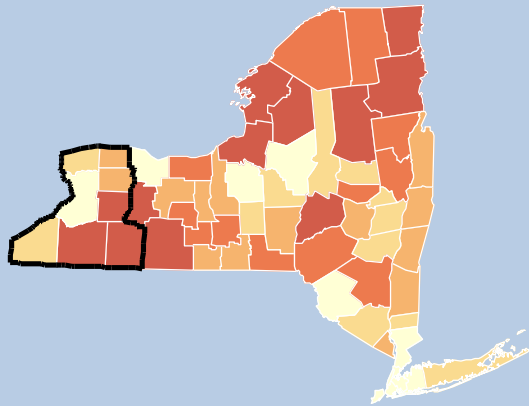
Delivery System Reform Incentive Payment Domain 3: Clinical Improvement Metrics E. HIV/AIDS

Healthcare Effectiveness Data & Information Set (HEDIS), Medicaid Recipients, 2012

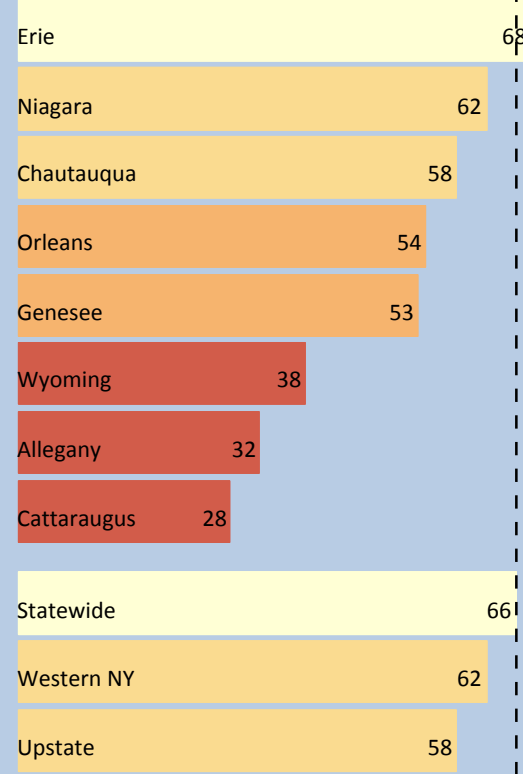
The percentage of women, ages 24 to 64 years, who had had cervical cytology performed every 3 years or women, ages 30 to 64 years, who had cervical cytology/human papillomavirus (HPV) co-testing performed every 5 years.

ZIP Codes combined so at least 30 recipients are included in areas.
Data Source Office of Quality and Patient Safety, 2014
Created by Office of Health Systems Management, NYSDOH

Percent of Patients with recommended care
Counties by Quintile



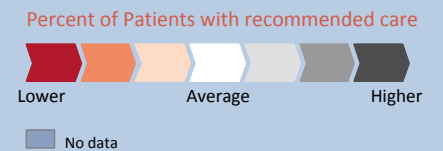
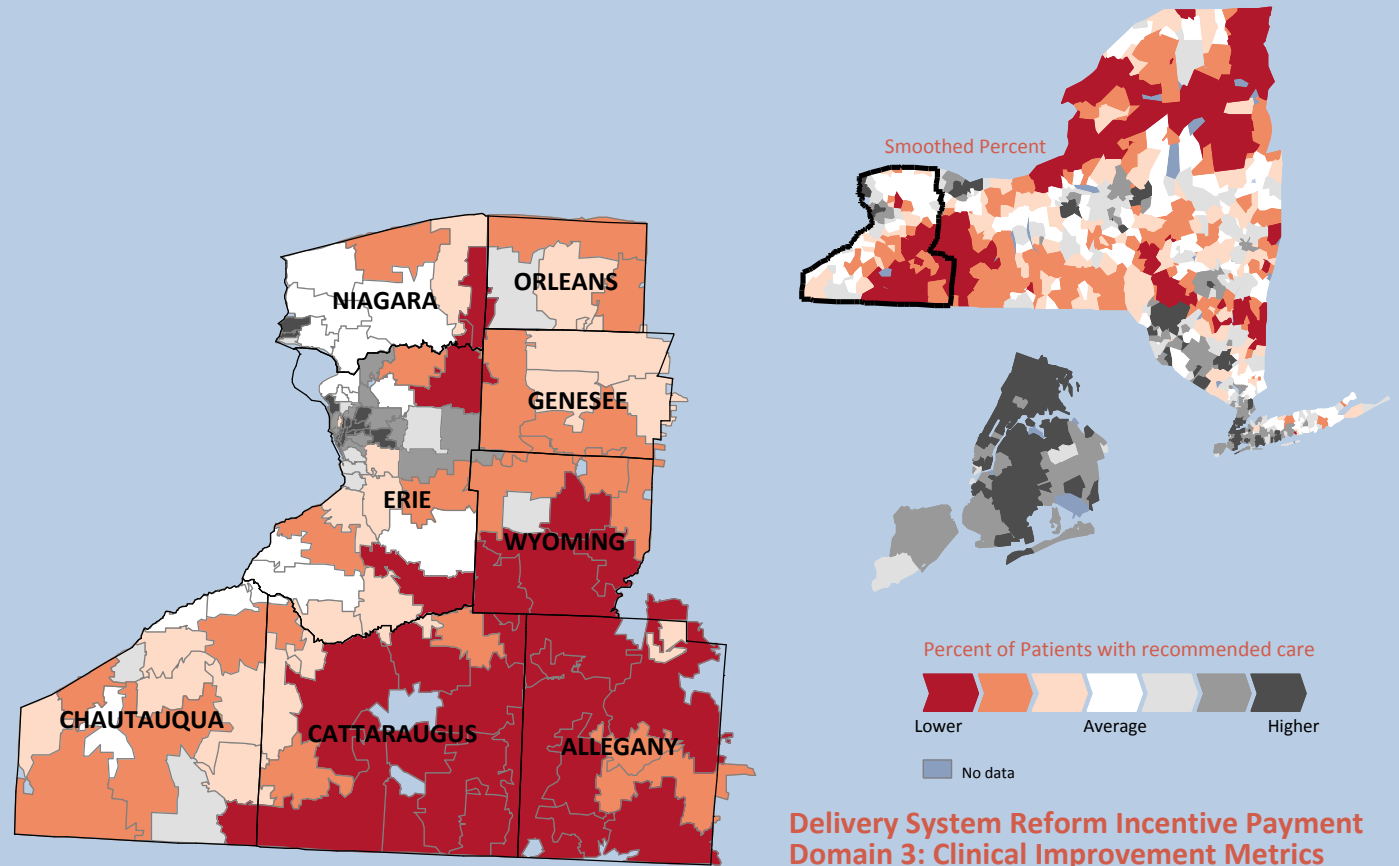
Countywide Percent



Number of recipients included in these data

Erie	8,138	Allegany	420
Niagara	1,774	Genesee	391
Chautauqua	1,542	Orleans	331
Cattaraugus	705	Wyoming	240

Western New York Chlamydia Screening Among Young Women



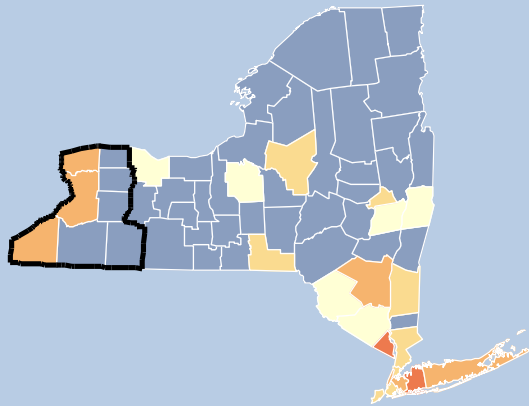
Delivery System Reform Incentive Payment Domain 3: Clinical Improvement Metrics E. HIV/AIDS

Healthcare Effectiveness Data & Information Set
(HEDIS), Medicaid Recipients, 2012


The percentage of sexually active young women, ages 16 to 24 years, who had at least one test for chlamydia during the measurement year.

*ZIP Codes combined so at least 30 recipients are included in areas.
Data Source Office of Quality and Patient Safety, 2014
Created by Office of Health Systems Management, NYSDOH*

Percent of Patients with recommended care
Counties by Quintile



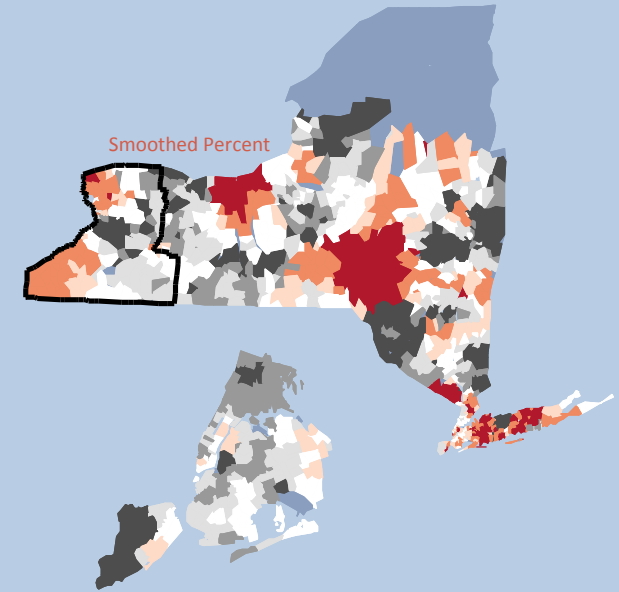
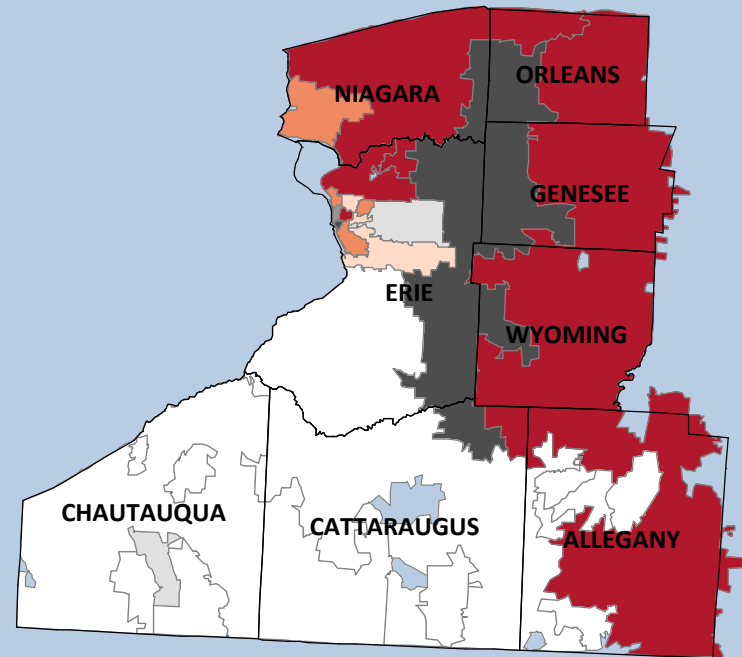
Countywide Percent



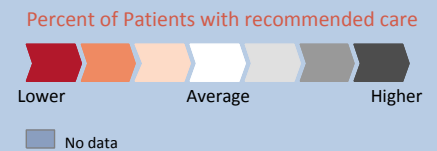
Number of recipients included in these data

Erie	509	Allegany	<30
Niagara	44	Orleans	<30
Chautauqua	44	Genesee	<30
Cattaraugus	<30	Wyoming	<30

Western New York Comprehensive Care for People Living with HIV or AIDS - Engagement in Care



Smoothed Percent



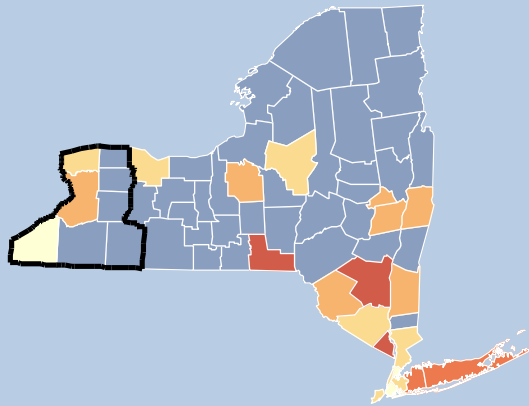
Delivery System Reform Incentive Payment Domain 3: Clinical Improvement Metrics E. HIV/AIDS

Healthcare Effectiveness Data & Information Set (HEDIS), Medicaid Recipients, 2012


The percentage of recipients living with HIV/AIDS, ages 2 years and older, who had two visits for primary care or HIV related care with at least one visit during each half of the past year.

ZIP Codes combined so at least 30 recipients are included in areas.
Data Source Office of Quality and Patient Safety, 2014
Created by Office of Health Systems Management, NYSDOH

Percent of Patients with recommended care
Counties by Quintile



Countywide Percent

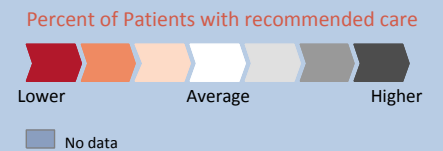
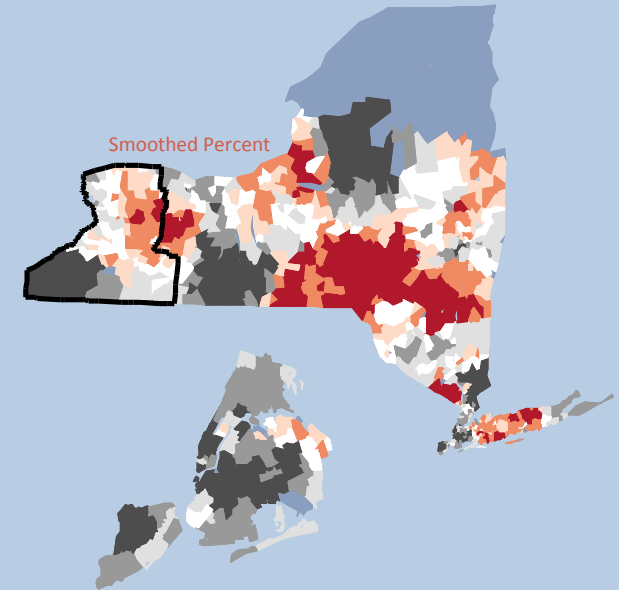
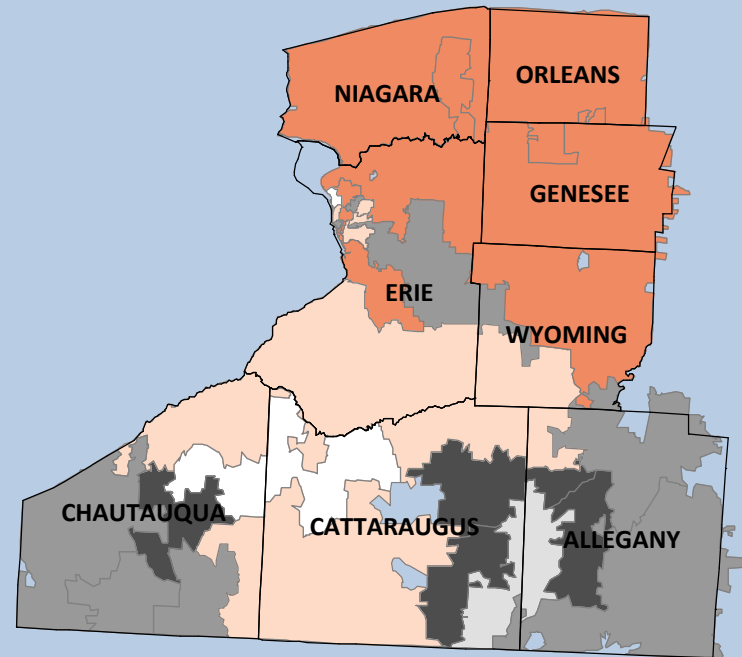


Number of recipients included in these data

Erie	499	Allegany	<30
Niagara	43	Genesee	<30
Chautauqua	42	Orleans	<30
Cattaraugus	<30	Wyoming	<30

Western New York

Comprehensive Care for People Living with HIV or AIDS - Syphilis Screening



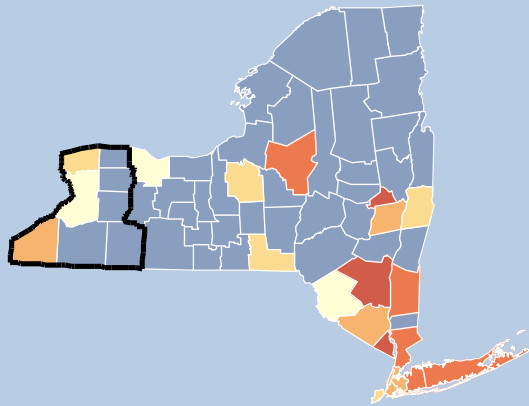
Delivery System Reform Incentive Payment Domain 3: Clinical Improvement Metrics E. HIV/AIDS

Healthcare Effectiveness Data & Information Set
(HEDIS), Medicaid Recipients, 2012


The percentage of recipients living with HIV/AIDS, ages 19 years and older, who were screened for syphilis in the past year.

ZIP Codes combined so at least 30 recipients are included in areas.
Data Source Office of Quality and Patient Safety, 2014
Created by Office of Health Systems Management, NYSDOH

Percent of Patients with recommended care
Counties by Quintile



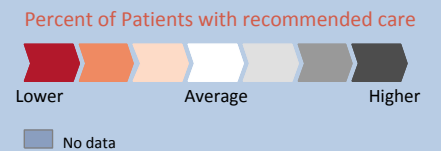
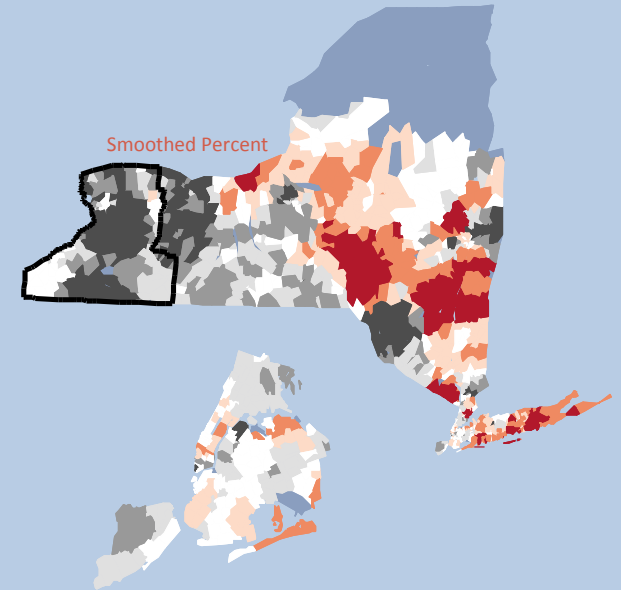
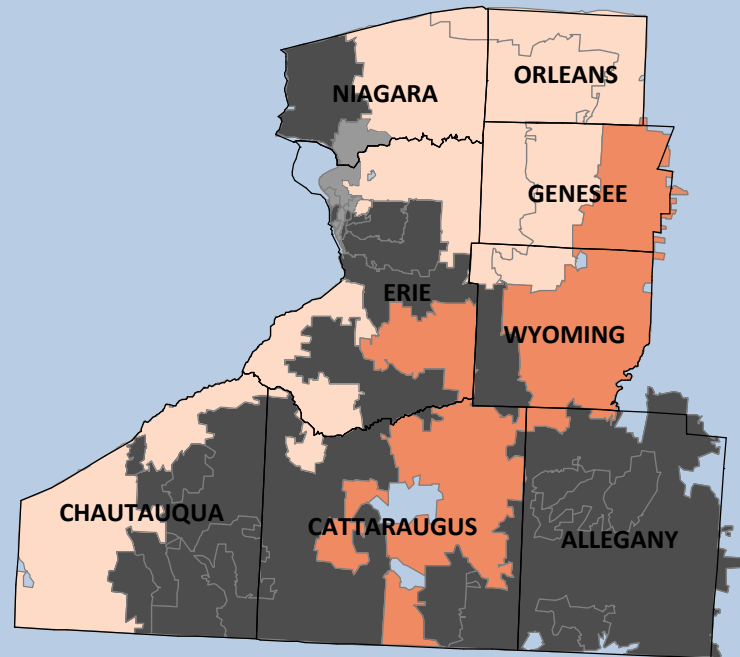
Countywide Percent



Number of recipients included in these data

Erie	509	Allegany	<30
Niagara	44	Orleans	<30
Chautauqua	44	Genesee	<30
Cattaraugus	<30	Wyoming	<30

Western New York Comprehensive Care for People Living with HIV or AIDS - Viral Load Monitoring



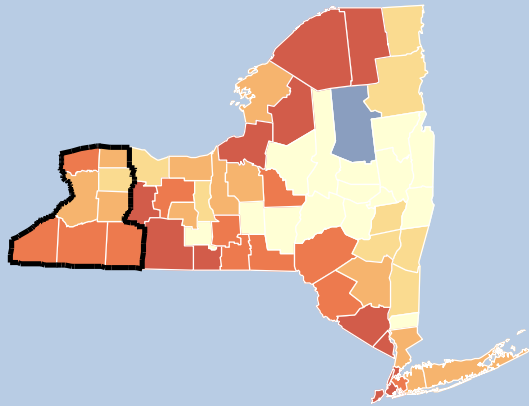
Delivery System Reform Incentive Payment Domain 3: Clinical Improvement Metrics E. HIV/AIDS

Healthcare Effectiveness Data & Information Set
(HEDIS), Medicaid Recipients, 2012

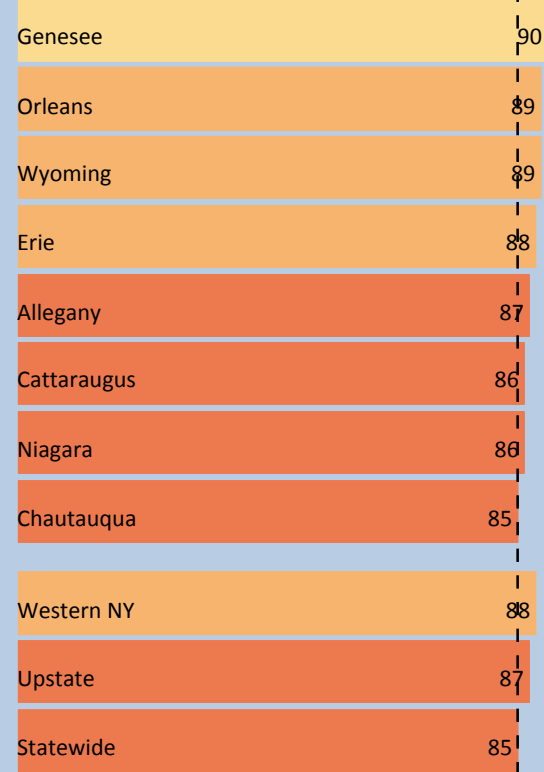
The percentage of recipients living with HIV/AIDS, ages 2 years and older, who had two viral load tests performed with at least one test during each half of the past year.

*ZIP Codes combined so at least 30 recipients are included in areas.
Data Source Office of Quality and Patient Safety, 2014
Created by Office of Health Systems Management, NYSDOH*

Percent of Patients with recommended care
Counties by Quintile



Countywide Percent

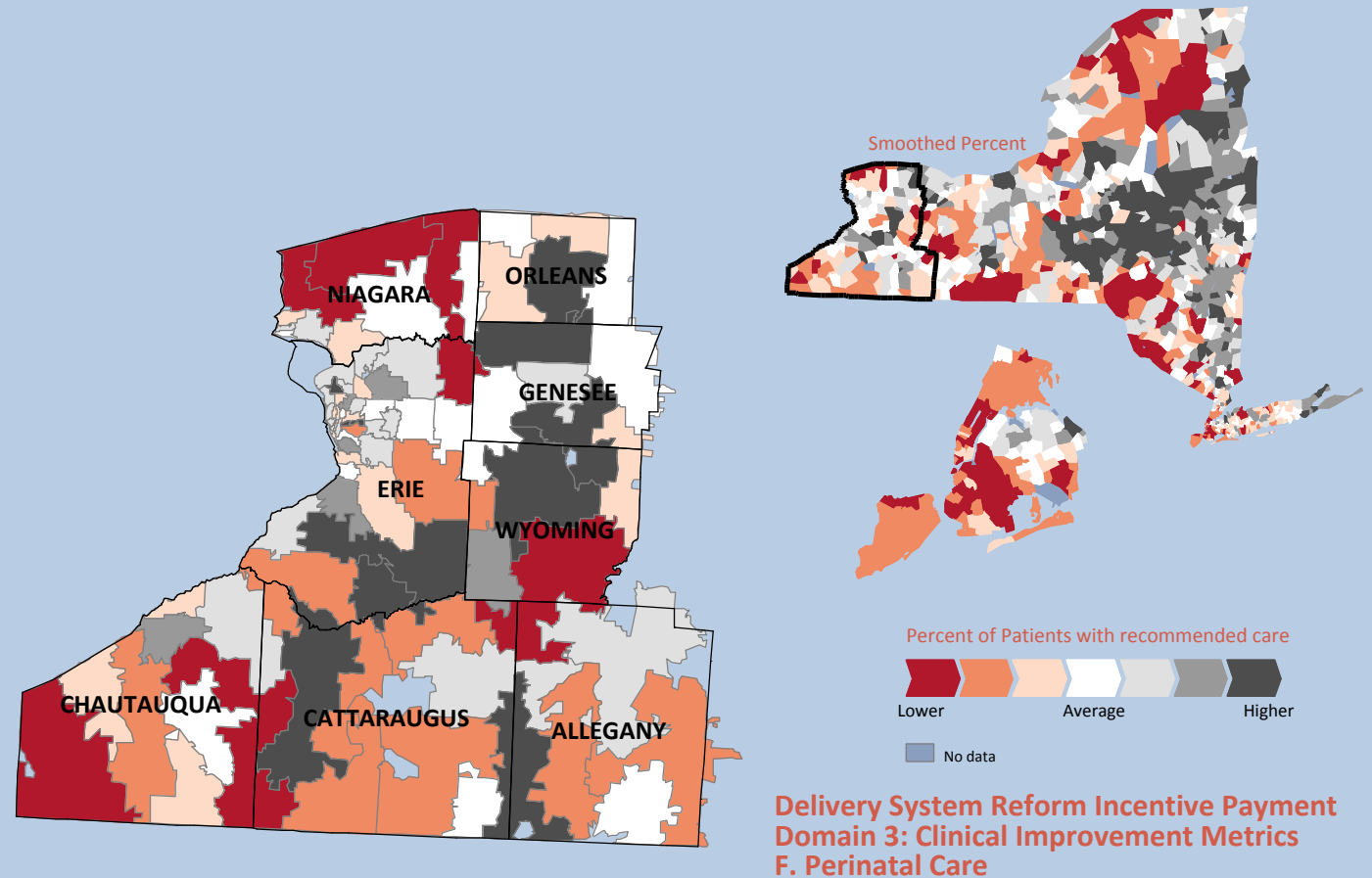


Number of recipients included in these data

Erie	3,949	Allegany	252
Niagara	960	Genesee	176
Chautauqua	719	Orleans	170
Cattaraugus	392	Wyoming	145

Western New York

Well-Child Visits in the First 15 Months of Life

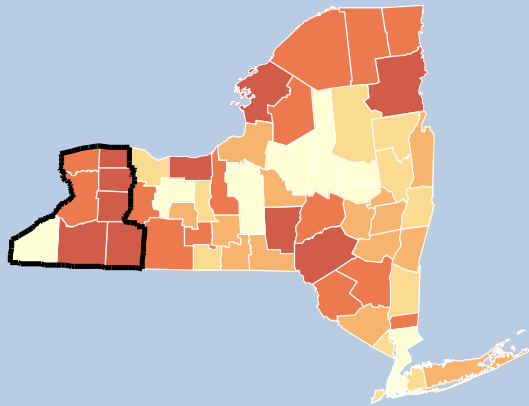


Healthcare Effectiveness Data & Information Set (HEDIS), Medicaid Recipients, 2012


The percentage of children who had five or more well-child visits with a primary care provider in their first 15 months of life.

*ZIP Codes combined so at least 30 recipients are included in areas.
Data Source Office of Quality and Patient Safety, 2014
Created by Office of Health Systems Management, NYSDOH*

Percent of Patients with recommended care
Counties by Quintile



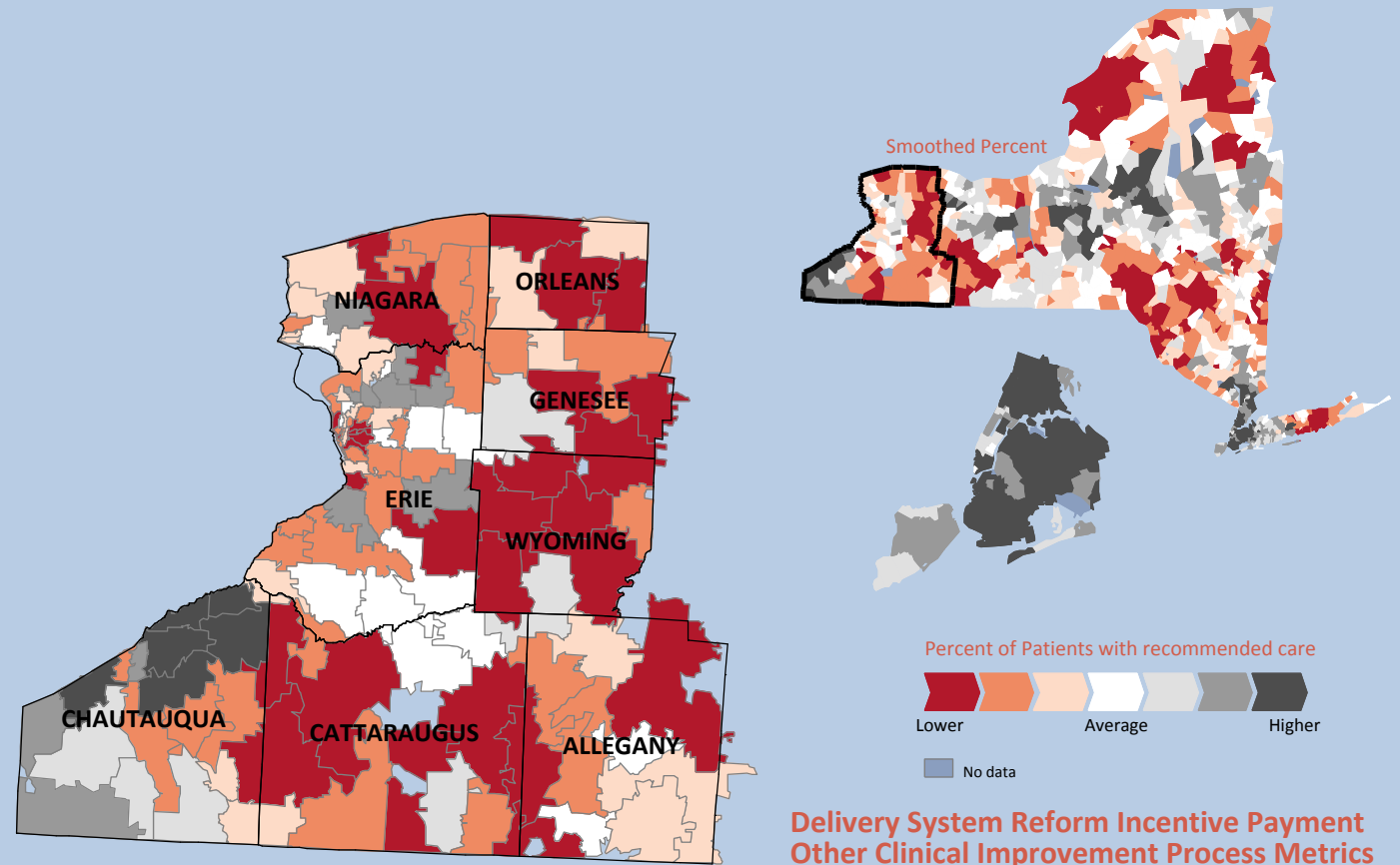
Countywide Percent



Number of recipients included in these data

Erie	11,661	Allegany	609
Niagara	2,514	Genesee	505
Chautauqua	1,767	Orleans	401
Cattaraugus	966	Wyoming	301

Western New York Breast Cancer Screening Among Women



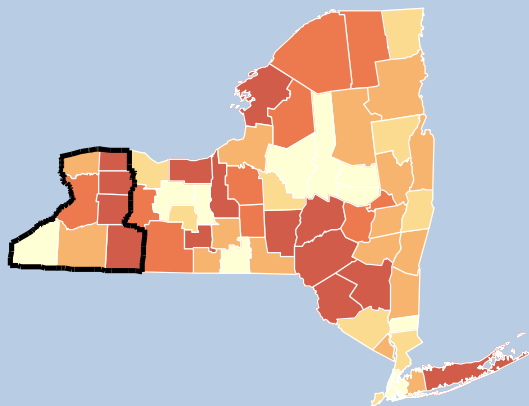
Delivery System Reform Incentive Payment
Other Clinical Improvement Process Metrics

Healthcare Effectiveness Data & Information Set
(HEDIS), Medicaid Recipients, 2012

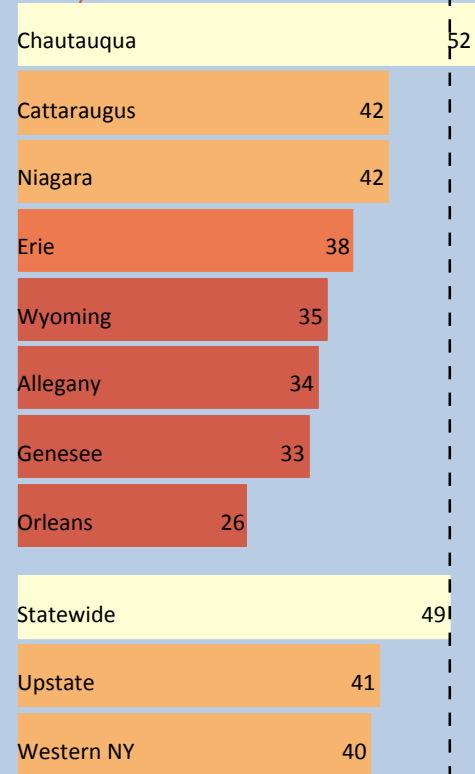
The percentage of women, ages 50 to 74 years, who had a mammogram anytime on or between October 1 two years prior to the measurement year and December 31 of the measurement year.

ZIP Codes combined so at least 30 recipients are included in areas.
Data Source Office of Quality and Patient Safety, 2014
Created by Office of Health Systems Management, NYSDOH

Percent of Patients with recommended care
Counties by Quintile



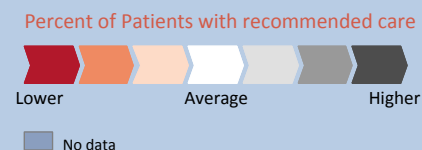
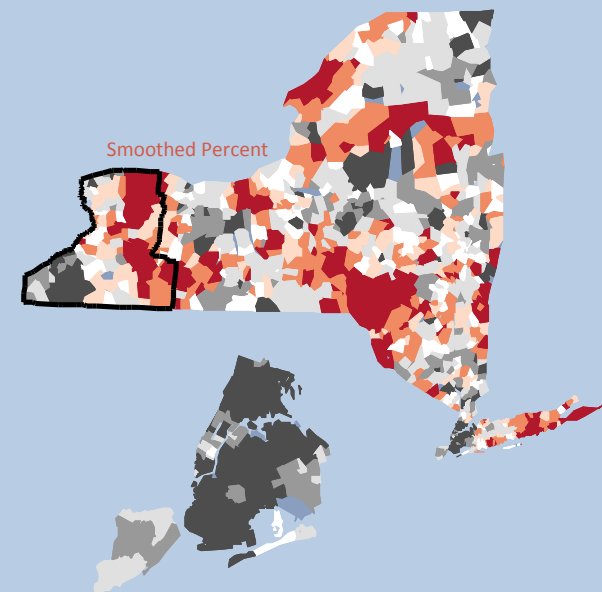
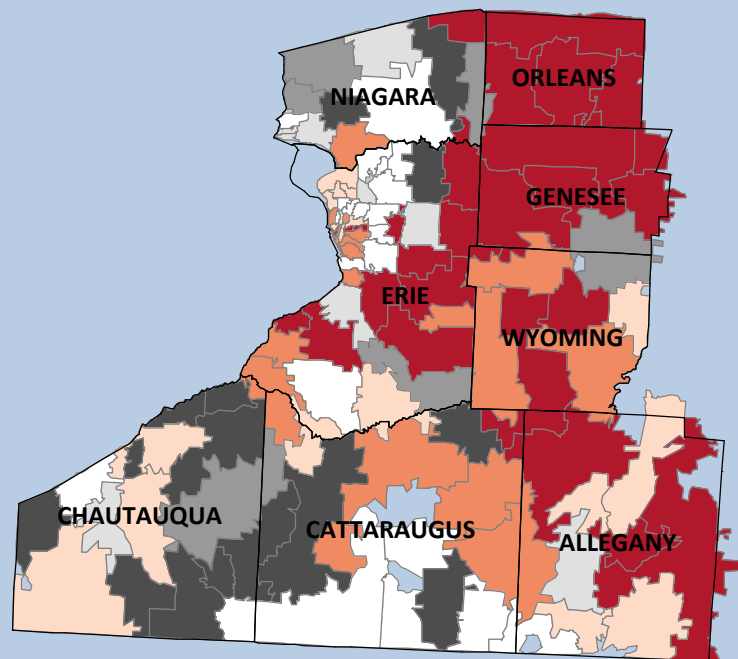
Countywide Percent



Number of recipients included in these data

Erie	10,655	Allegany	560
Niagara	2,255	Genesee	378
Chautauqua	1,515	Orleans	312
Cattaraugus	836	Wyoming	234

Western New York Colorectal Cancer Screening



Delivery System Reform Incentive Payment Other Clinical Improvement Process Metrics

Healthcare Effectiveness Data & Information Set
(HEDIS), Medicaid Recipients, 2012

The percentage of adults, ages 50 to 75 years, who had appropriate screening for colorectal cancer.

ZIP Codes combined so at least 30 recipients are included in areas.
Data Source Office of Quality and Patient Safety, 2014
Created by Office of Health Systems Management, NYSDOH