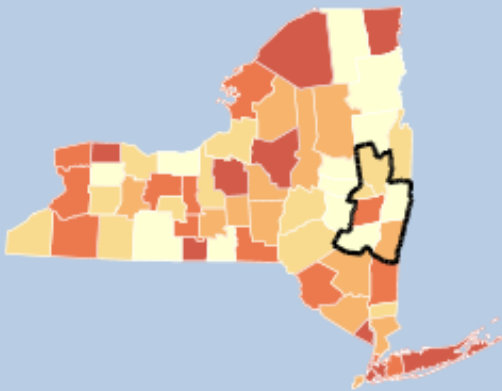
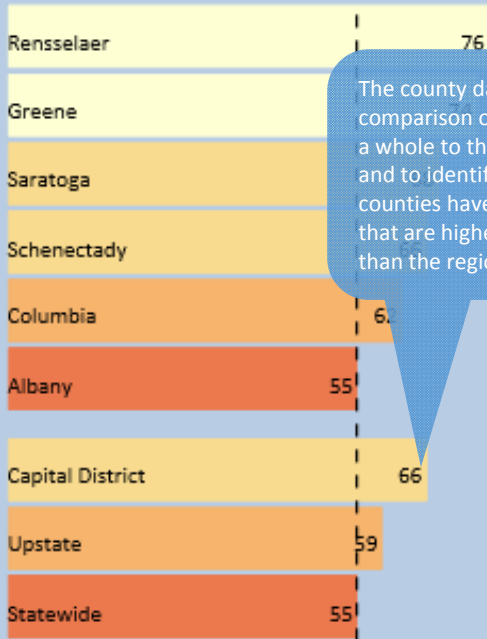


Percent of Patients with recommended care Counties by Quintile



Countywide Percent



The county data allows for comparison of the region as a whole to the entire state, and to identify which counties have percentages that are higher or lower than the region as a whole.

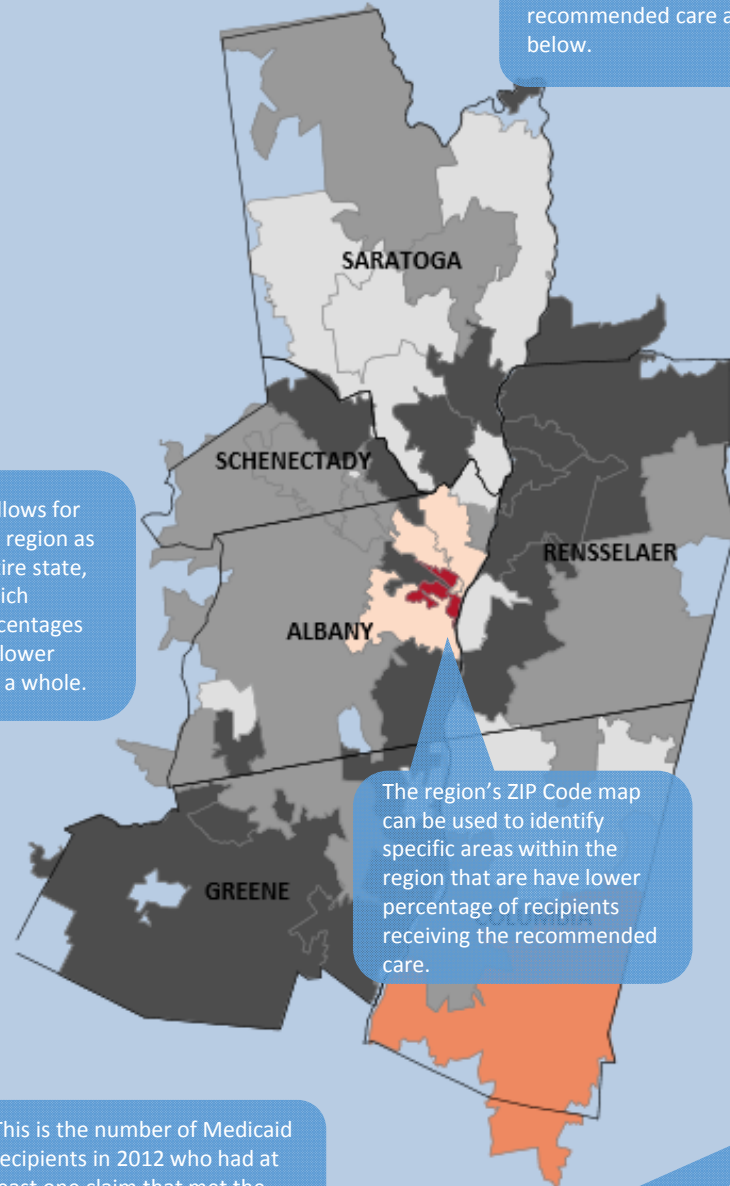
Number of recipients included in these data

Schenectady	659	Saratoga	370
Albany	620	Greene	212
Rensselaer	451	Columbia	197

This is the number of Medicaid recipients in 2012 who had at least one claim that met the inclusion criteria for this measure.

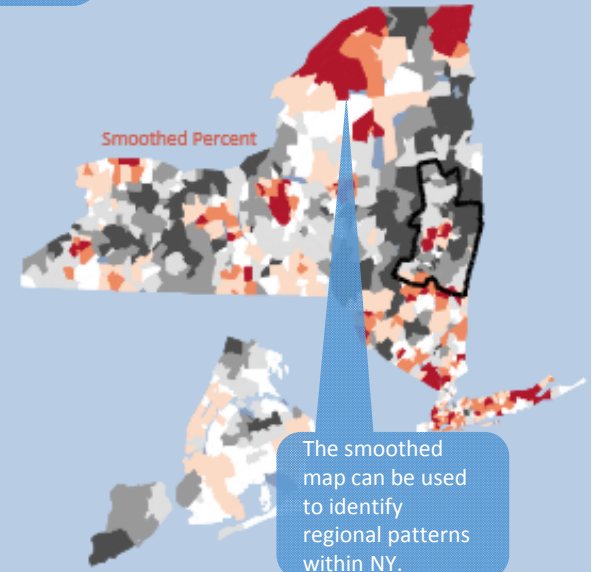
Capital District Follow-up After Hospitalization for Mental Illness within 30 Days

These data report the percent of recipients that received the recommended care as defined below.



The region's ZIP Code map can be used to identify specific areas within the region that have lower percentage of recipients receiving the recommended care.

Definition of recommended care for this measure.



The smoothed map can be used to identify regional patterns within NY.



Delivery System Reform Incentive Payment Domain 3: Clinical Improvement Metrics A. Behavioral Health

Healthcare Effectiveness Data & Information Set (HEDIS), Medicaid Recipients, 2012

The percentage of recipients who were seen on an ambulatory basis or who were in intermediate treatment with a mental health provider within 30 days of discharge following a mental health related admission.

ZIP Codes combined so at least 30 recipients are included in areas.
Data Source Office of Quality and Patient Safety, 2014
Created by Office of Health Systems Management, NYSDOH