

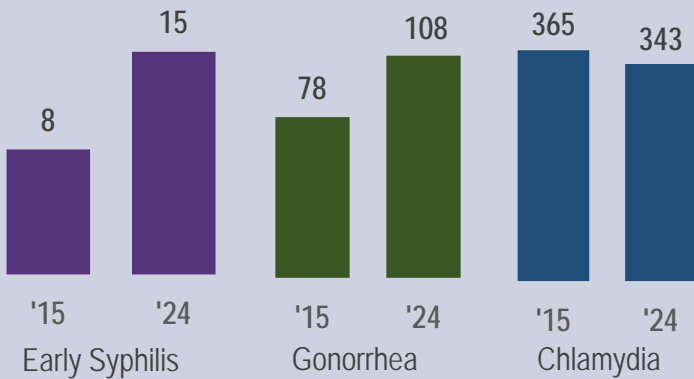
Confronting the rise of Sexually Transmitted Infections (STIs) in unison: Addressing the syndemic of STIs, HIV, viral hepatitis, and substance use in New York State excluding New York City

Why a syndemic view?

This syndemic- the co-occurrence of HIV, Hepatitis C Virus (HCV), substance use, and STIs- creates a greater disease burden than if these conditions occur in isolation. Shared risk factors such as condomless sex, injection drug use, and social and structural determinants of health, can increase vulnerability to negative health outcomes. Integrating services is essential to address these overlapping epidemics.


STI Trends

From 2015 to 2024, rates (per 100,000 population) of early syphilis and gonorrhea increased, while chlamydia slightly decreased.



STIs are more often diagnosed among **young adults aged 18-24, men who have sex with men, and racial and ethnic minorities**, who may also be impacted by the syndemic.

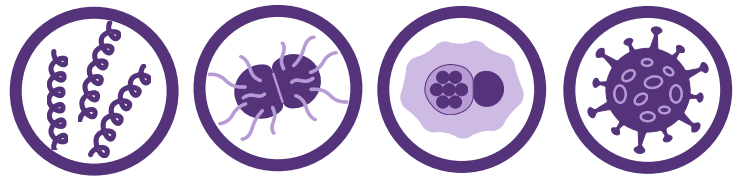
STIs and HCV



Data from 2024 show nearly **1 in 4** birthing parents of newborns with syphilis also tested positive for HCV.

STIs and HIV

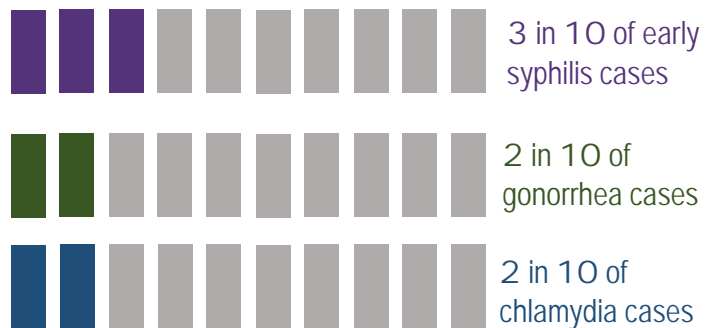
Estimates suggest that at least **19** new HIV infections in 2024 can be attributed to STIs.



*Calculated by applying national estimates for the number of HIV infections attributable to each STI to 2024 New York State (Excl. NYC) data. ¹

STIs and Substance Use

Of individuals interviewed in 2024 by Partner Services:



... reported substance use.



References:¹ [A Compilation of Published Modeling Results - PMC](#)

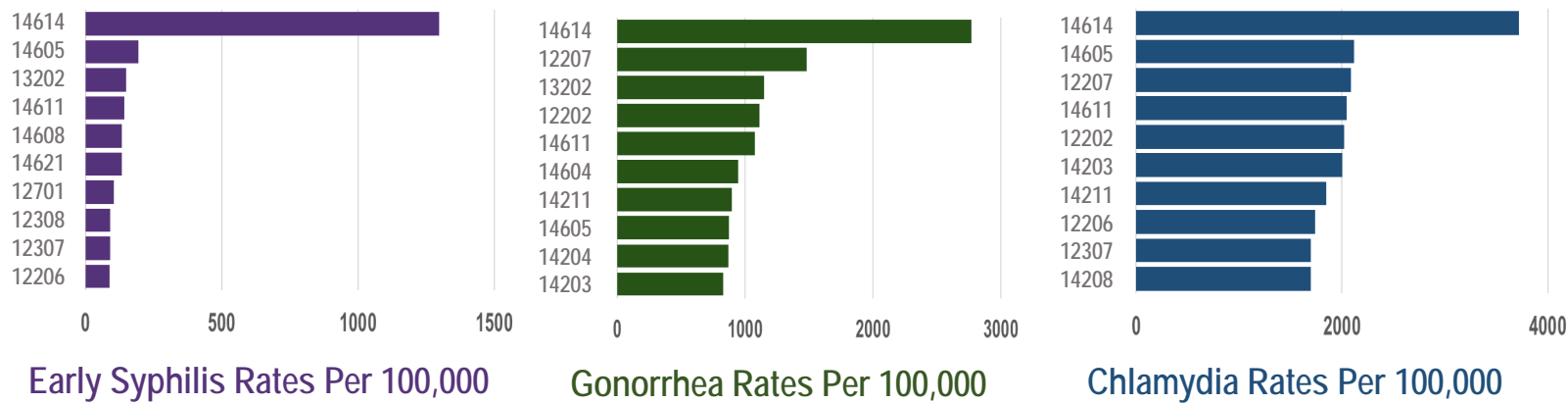
Data Source: New York State STI Surveillance System

Office of Sexual Health & Epidemiology, November 2025. stdc@health.ny.gov



Zip codes with high poverty* rates have coinciding higher rates for all three STIs.

Top Ten Zip Code Tabulation Areas** with High Poverty and High STI Rates, 2024



*High poverty rate was defined as poverty rate greater than the median poverty rate (at 50th percentile or above) within the region and rurality, obtained from American Community Survey.
**STI rates in zip code tabulation areas with STI count of greater than 4 are shown above.



The coinciding high STI and poverty rates highlight how factors like poverty might be associated with less access to care serving to fuel the syndemic. Experiencing poverty may create barriers to prevention and treatment of STIs, as well as HIV, substance use, and HCV, furthering the burden of disease and vulnerability to negative health outcomes ².

Addressing the STI syndemic through integrated service delivery

Integrated health services include...

- **Collaboration** between different healthcare settings, such as primary care, emergency departments, pharmacies, community-based organizations, and state or local health departments, for coordinated care delivery.
- **Service co-location** through the creation of one-stop shops such as STI clinics that also offer harm reduction services (including overdose prevention and syringe exchange programs) to ease access for communities in need.
- **Consolidation** of services addressing both medical and social needs by providing referrals for housing, food, employment, transportation barriers and health coverage (mental and physical) alongside standard medical referrals.

References: ¹ <https://pmc.ncbi.nlm.nih.gov/articles/PMC8284349/>
² <https://www.ncbi.nlm.nih.gov/books/NBK578537/>
Data Source: New York State STI Surveillance System
Office of Sexual Health & Epidemiology, November 2025. stdc@health.ny.gov

