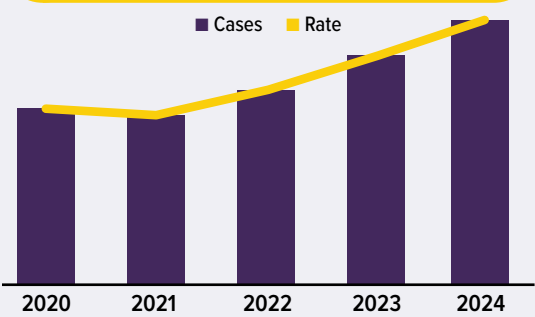


# Tuberculosis (TB) in New York State, 2024

(Exclusive of New York City)

**250** confirmed cases in 2024, an **19.0% increase** from 2023.

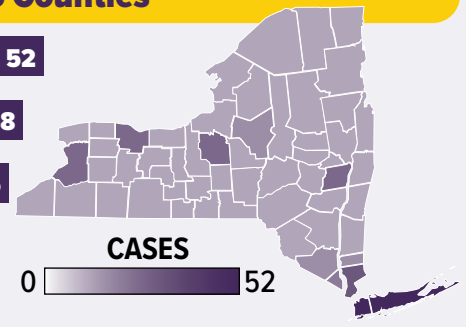
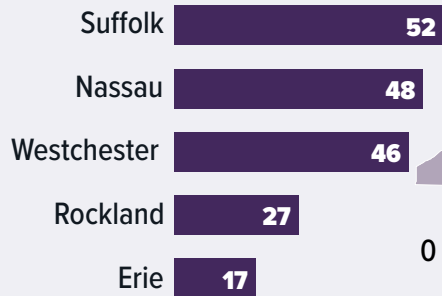
**2.2** cases per 100,000 population.



## COUNTY DATA

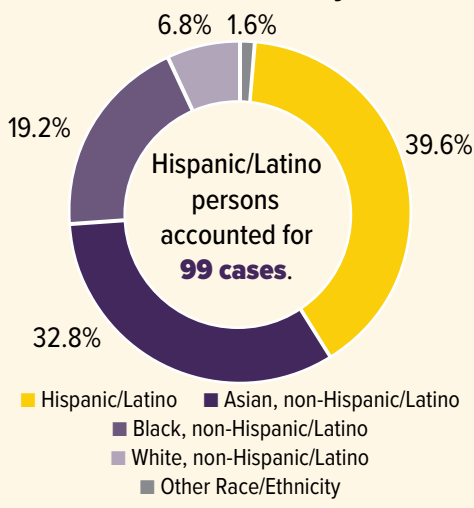
21 counties reported at least one TB case.

### Top 5 Counties



## DEMOGRAPHICS

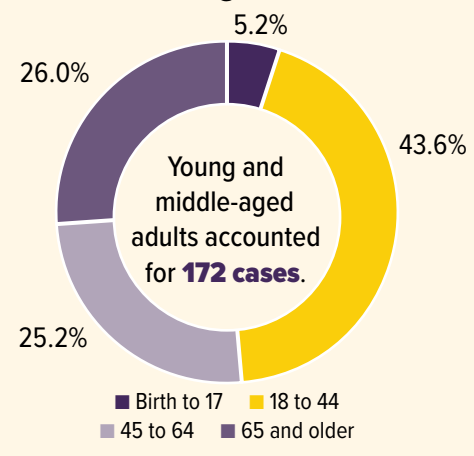
### Race/Ethnicity



### Sex



### Age



### Homelessness

**8.8%**

of confirmed cases reported ever being homeless.

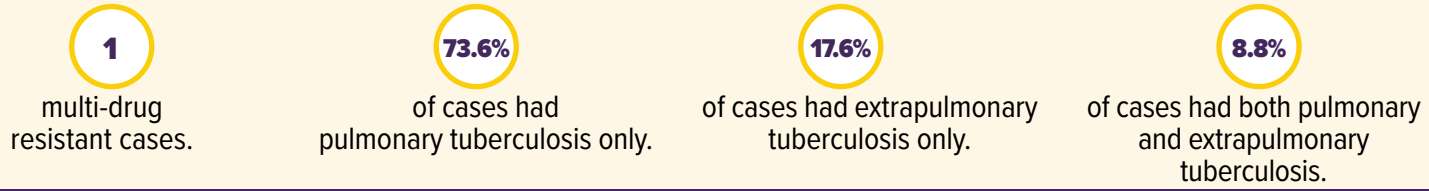
## BIRTH COUNTRY

**49 countries** represented (excluding the United States).  
**88.4%** of cases were among persons born outside of the United States.  
**12.6** the average number of years in the United States before diagnosis for persons born outside the United States.

## RISK FACTORS

**30.4%** of cases are current or former smokers.  
**23.2%** of cases have diabetes.  
**6.0%** of cases reported alcohol and/or drug use.  
**3.2%** of cases have an HIV co-infection.

## CLINICAL CHARACTERISTICS



**Note:** New York City and New York State (exclusive of New York City) are considered separate jurisdictions for the purpose of reporting tuberculosis cases. This infographic contains verified tuberculosis case data for New York State, exclusive of New York City. Data reported as of 03/20/25.