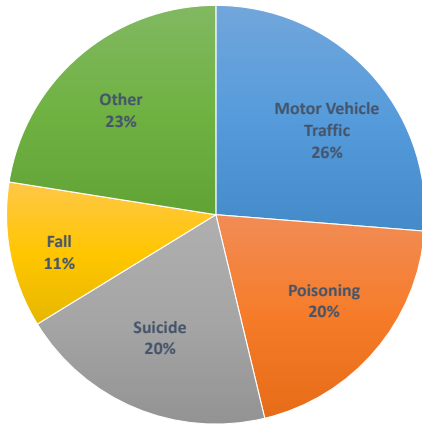
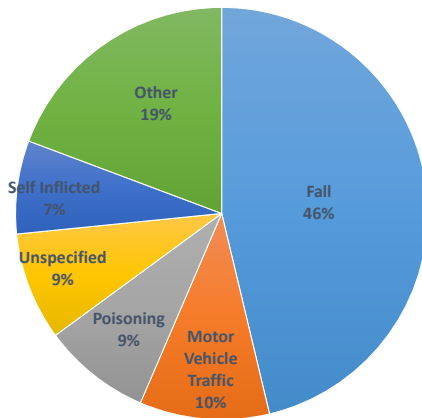


Leading Causes of All Injury Deaths, Hospitalizations, and Emergency Department (ED)[†] Visits Chenango County Residents, 2012-2014



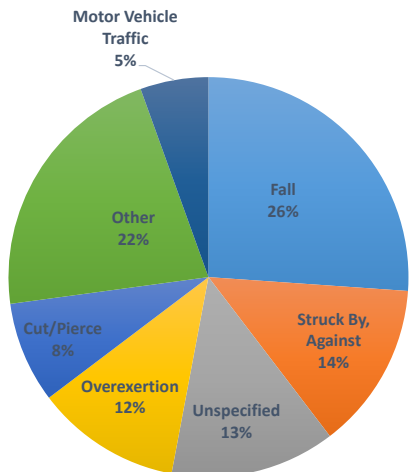
Deaths

- Motor Vehicle Traffic Injuries are the leading cause of injury related death in Chenango County.
- Annually, 7 Chenango County Residents die due to traffic related injuries.
 - 3 Unspecified Persons
 - 2 Occupants
 - * Pedestrians
 - * Motorcyclists
 - 0 Bicyclists



Hospitalizations

- Motor Vehicle Traffic Injuries are the second leading cause of injury related hospitalizations in Chenango County.
- Annually, 44 Chenango County Residents are hospitalized due to traffic related injuries.
 - 35 Occupants
 - 7 Motorcyclists
 - * Pedestrians
 - * Unspecified Persons
 - * Bicyclists



Emergency Department (ED)[†] Visits

- Motor Vehicle Traffic Injuries are a leading cause of injury related emergency department visits in Chenango County.
- Annually, 316 Chenango County Residents are treated and released from an emergency department due to traffic related injuries.
 - 225 Occupants
 - 58 Unspecified Persons
 - 18 Motorcyclists
 - 10 Pedestrians
 - 2 Bicyclists

[†] The incidence of ED visits does not include patients that were subsequently admitted into the hospital
 *Data based on frequencies less than six not reported