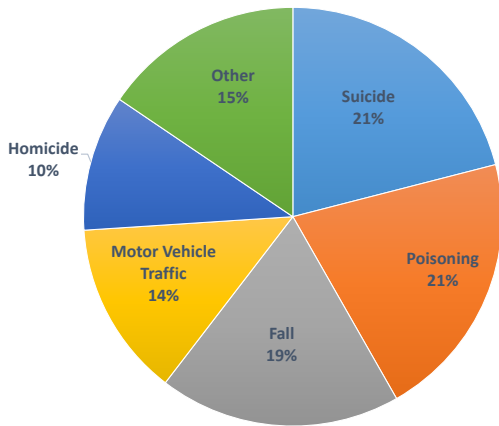
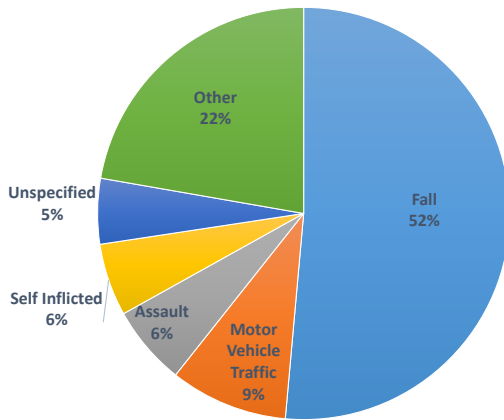


Leading Causes of All Injury Deaths, Hospitalizations, and Emergency Department (ED)[†] Visits Queens County Residents, 2012-2014



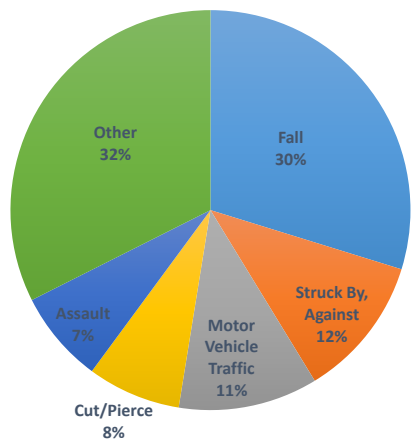
Deaths

- Motor Vehicle Traffic Injuries are the fourth leading cause of injury related death in Queens County.
- Annually, 93 Queens County Residents die due to traffic related injuries.
 - 47 Pedestrians
 - 17 Unspecified Persons
 - 14 Motorcyclists
 - 13 Occupants
 - 3 Bicyclists



Hospitalizations

- Motor Vehicle Traffic Injuries are the second leading cause of injury related hospitalizations in Queens County.
- Annually, 1,432 Queens County Residents are hospitalized due to traffic related injuries.
 - 561 Occupants
 - 522 Pedestrians
 - 88 Unspecified Persons
 - 148 Motorcyclists
 - 95 Bicyclists



Emergency Department (ED)[†] Visits

- Motor Vehicle Traffic Injuries are the third leading cause of injury related emergency department visits in Queens County.
- Annually, 15,782 Queens County Residents are treated and released from an emergency department due to traffic related injuries.
 - 11,503 Occupants
 - 2,157 Pedestrians
 - 932 Unspecified Persons
 - 487 Motorcyclists
 - 564 Bicyclists

[†] The incidence of ED visits does not include patients that were subsequently admitted into the hospital
 *Data based on frequencies less than six not reported