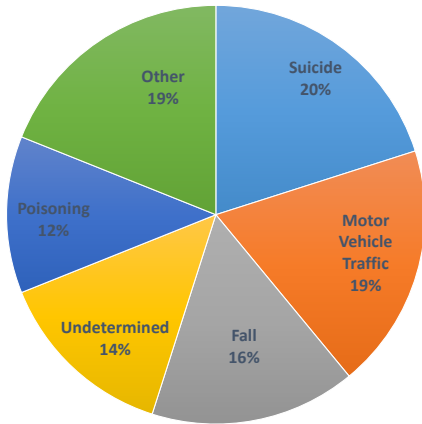
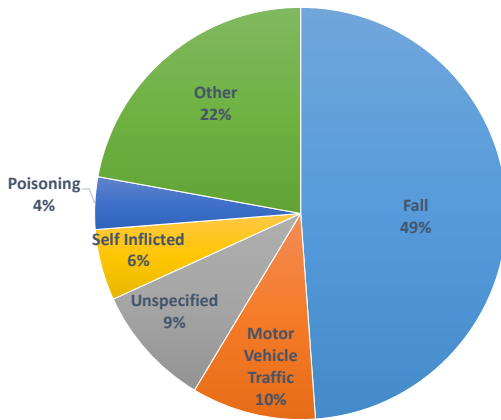


## Leading Causes of All Injury Deaths, Hospitalizations, and Emergency Department (ED)<sup>†</sup> Visits Ulster County Residents, 2012-2014



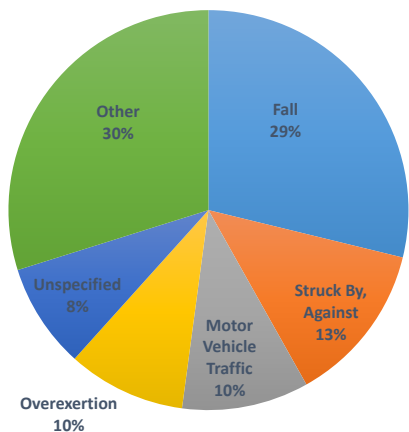
### Deaths

- Motor Vehicle Traffic Injuries are the second leading cause of injury related death in Ulster County.
- Annually, 17 Ulster County Residents die due to traffic related injuries.
  - 7 Occupants
  - 6 Unspecified Persons
  - \* Motorcyclists
  - \* Bicyclists
  - \* Pedestrians



### Hospitalizations

- Motor Vehicle Traffic Injuries are the second leading cause of injury related hospitalizations in Ulster County.
- Annually, 162 Ulster County Residents are hospitalized due to traffic related injuries.
  - 115 Occupants
  - 22 Motorcyclists
  - 13 Pedestrians
  - 6 Unspecified Persons
  - 4 Bicyclists



### Emergency Department (ED)<sup>†</sup> Visits

- Motor Vehicle Traffic Injuries are the third leading cause of injury related emergency department visits in Ulster County.
- Annually, 1,422 Ulster County Residents are treated and released from an emergency department due to traffic related injuries.
  - 1,202 Occupants
  - 81 Unspecified Persons
  - 52 Motorcyclists
  - 50 Pedestrians
  - 29 Bicyclists

<sup>†</sup> The incidence of ED visits does not include patients that were subsequently admitted into the hospital  
 \*Data based on frequencies less than six not reported